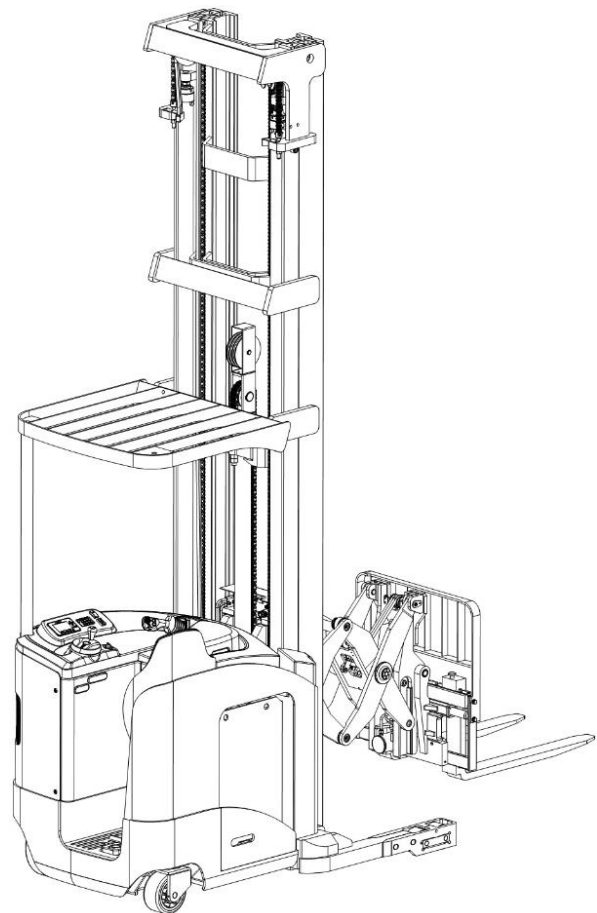


NOBLELIFT

Reach Truck RT15DP

PARTS MANUAL

214546010101



Version: V02

Truck Identification Number From:

Parts Manual

RT15DP-PM02EN

Please order spare parts from authorized dealers of Noblelift Intelligent Equipment Co., LTD.

In order to avoid wrong delivery, all the orders for spare parts should specify the following items:

- Truck model, identification number and manufacture year.
- Orders for spare parts of mast, hydraulic transmission unit, steering axle, motor, etc. shall indicate the manufacture number of these parts.
- Codes for Noblelift spare parts are shown in the table of parts manual. Please also pay attention to the description of supply status, order quantity, etc. (check the number listed in "Mark" column of the parts manual).

"Mark" Column:

The unmarked indicates the parts are in short supply cycle.

Number 1: supply as package. Indicating these that parts are small parts and seal parts, which are supplied in package unit and in short supply cycle.

Number 2: supply with constraints. Indicating that these spare parts are not in stock and will be prepared for production after receiving the order from customers, which are in long supply cycle.

Number 3: phasing-out supply. Indicating that these parts will be replaced by new parts due to technical improvements and the current stock will not be available when these parts run out. Please check the description of technical improvements notice.

Number 4: supply as assembly. Indicating that these parts are assembly parts defined by manufacture process, which cannot be supplied as a single part.

Number 5: check other tables.

This parts manual is the property of Noblelift and can be shared under the confidential agreement only, Noblelift has the right to claim for compensation of any unauthorized use. Copy without permission is not allowed. Figures in the manual are not limited by the original design. Noblelift Intelligent Equipment Co., LTD reserves the right to improve the products for continuous technology progress.

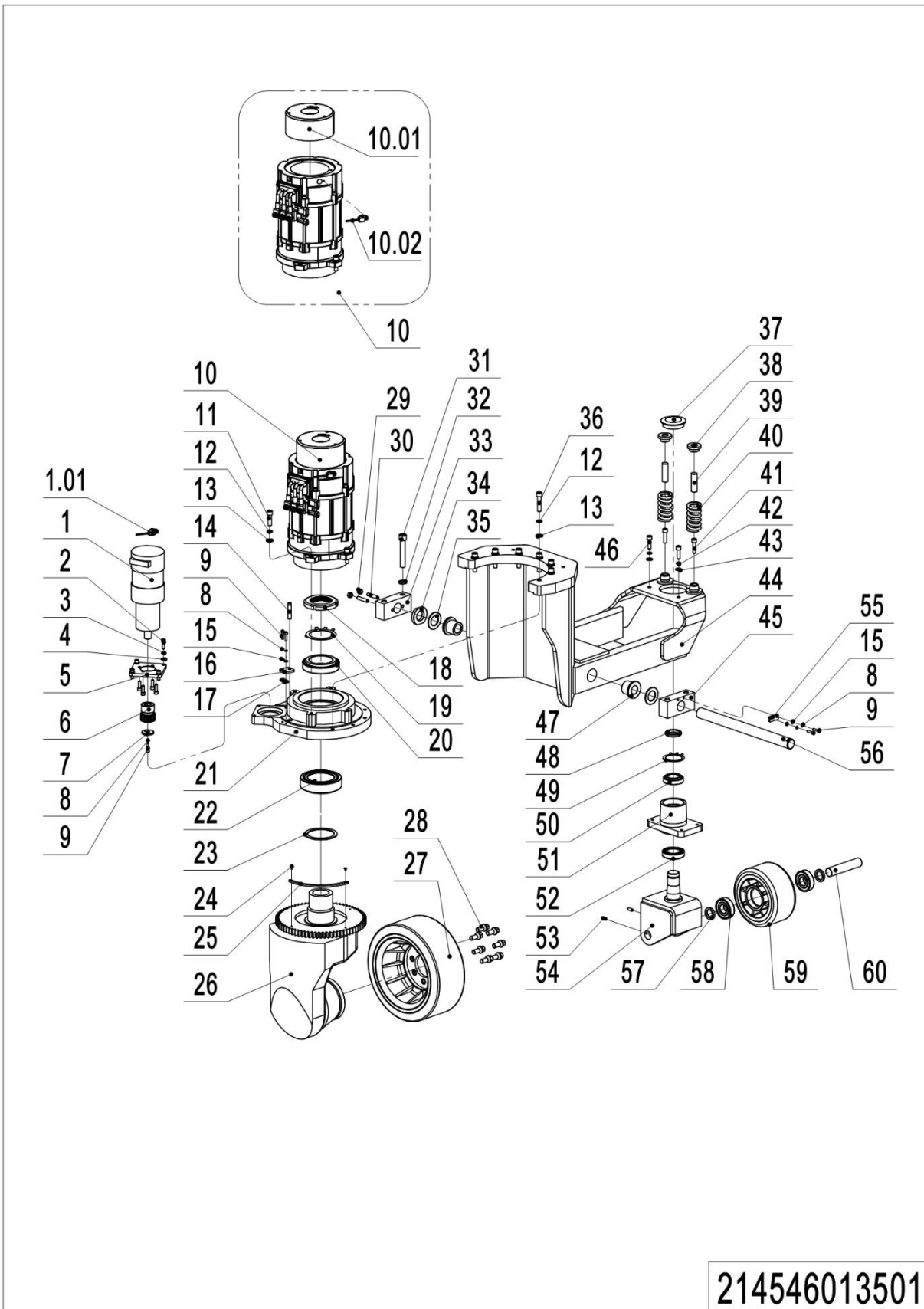
Table of Contents

Chapter 1: Drive System	1
01 Drive Unit (214546013501).....	1
01 Drive Unit (214546013501) Continuation 1	3
02 Lifting Motor Unit (214546032501).....	5
Chapter 2: Hydraulic System	7
01 Chassis Hydraulic Unit (214546025501).....	7
01 Chassis Hydraulic Unit (214546025501) Continuation 1	9
02 Oil Tank (214546019001).....	11
Chapter 3: Truck Structure.....	13
01 Chassis (214546021501).....	13
01 Chassis (214546021501) Continuation 1	15
01 Chassis (214546021501) Continuation 2.....	17
02 Pedal (214546018001).....	19
03 Overhead Guard (214546022001)	21
Chapter 4: Mast Structure	23
01 Outer Mast (214546044501).....	23
01 Outer Mast (214546044501) Continuation 1	25
01 Outer Mast (214546044501) Continuation 2	27
02 Middle Mast (214546044502)	29
02 Middle Mast (214546044502) Continuation 1.....	31
03 Inner Mast (214546044503)	33
03 Inner Mast (214546044503) Continuation 1	35
04 Mast Hydraulic Unit (214546044504).....	37
04 Mast Hydraulic Unit (214546044504) Continuation 1	39
05 Plexiglass Protection (214546019501)	41
Chapter 5: Pantograph Structure (Double Pantograph)	43
01 Pantograph Structure (Back) (214546053001)	43
01 Pantograph Structure (Back) (214546053001) Continuation 1.....	45
02 Pantograph Arm (214546053002).....	47
02 Pantograph Arm (214546053002) Continuation 1	49
03 Pantograph Structure (Front) (214546053003).....	51
03 Pantograph Structure (Front) (214546053003) Continuation 1	53
04 Pantograph Hydraulic Unit (214546053004).....	55
05 Fork Carriage (214546053005).....	57
Chapter 6: Steering System and Wheels	59
01 Steering Wheel (214546031501)	59
02 Load wheel (214546017001)	61
Chapter 7: Electrical Parts	63
01 Controller Assembly F4A (214546033001).....	63
02 Wire Harness F4A (214546033002)	65
03 Lead-acid Battery Charger-1 (214546036501)	67
04 Lead-acid Battery Charger-2 (214546036502)	69

05 Lithium Battery Charger (214546036503).....	71
Chapter 8: Special Parts	73
01 Lead-acid Battery (214546037001)	73
02 Lithium Battery (214546037002)	75
03 Camera (214546036001)	77
Chapter 9: Others	79
01 Control Panel (214546010001).....	79
02 Elbow Rest Assembly (214546010002).....	81
03 Labels and Decals-1 (214546047001)	83
04 Labels and Decals-2 (214546047002)	85
Appendix.....	87
01 Electrical Diagram F4A (214546003001).....	87
02 Hydraulic Diagram (214546044501).....	88
03 Consumable Parts List	89

Chapter 1: Drive System

01 Drive Unit (214546013501)



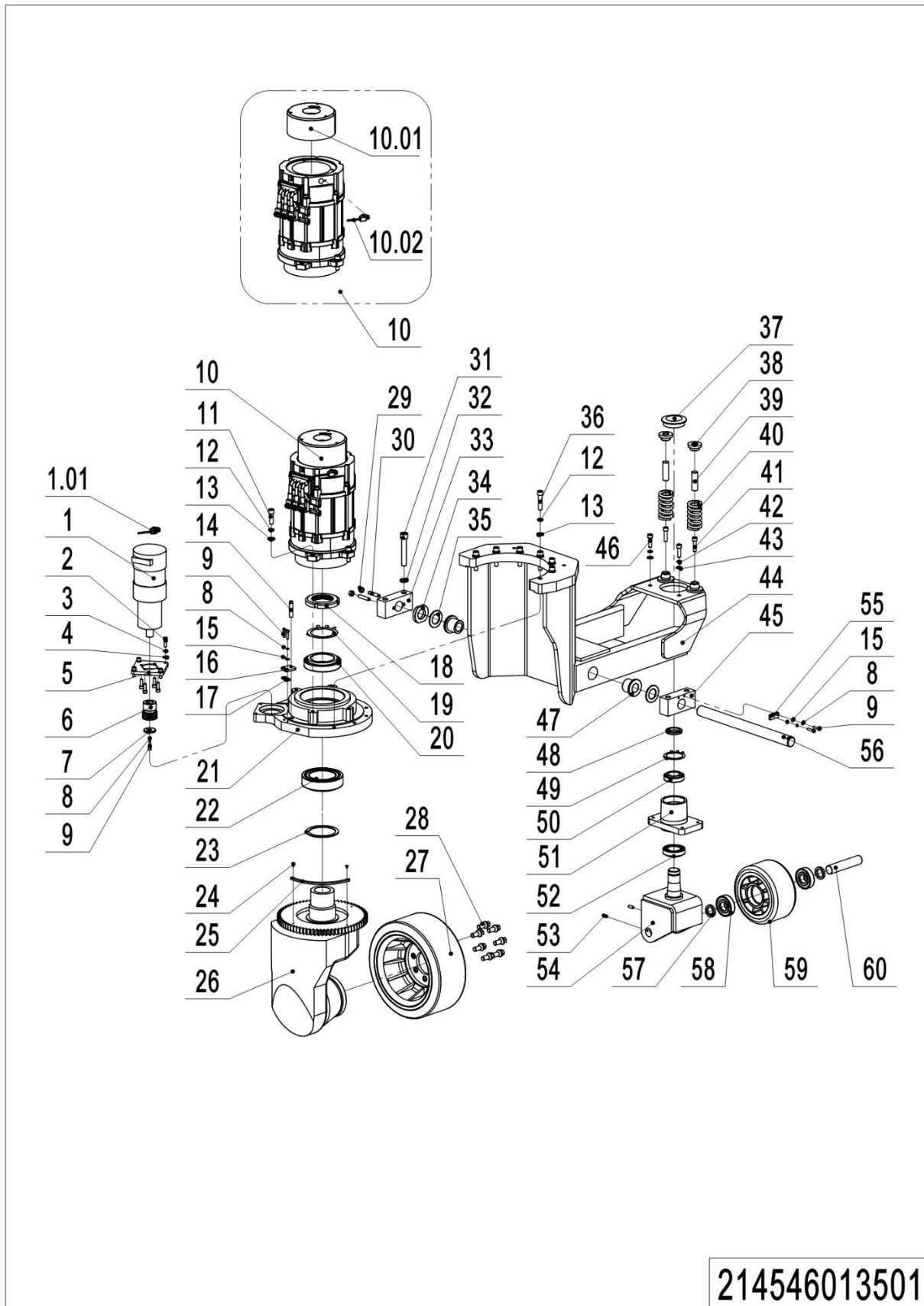
214546013501

1=package supply; 2=restrict supply; 3=phasing-out supply; 4=supply as assembly; 5=check other tables.

01 Drive Unit (214546013501)

No.	Item Code	Mark	Item Description	Qty.	Substitute	Note
1	940900800006		Steering Unit	1		
1.01	921800200012		Encoder	1		
2	910200200058	1	Screw	8		
3	910400500006	1	Spring Washer	4		
4	910400100006	1	Flat Washer	4		
5	/		/	/		
6	216113520025		Gear	1		
7	505616520007		Retaining Ring	1		
8	910400500005	1	Spring Washer	3		
9	910200200038	1	Screw	3		
10	920900100150		Motor	1		
10.01	940700100025		Brake	1		
10	920900100159		Motor	1		Cold storage
10.01	940700100023		Brake	1		Cold storage
10.02	921800200042		Encoder	1		
11	910100300112	1	Bolt	4		
12	910400500008	1	Spring Washer	11		
13	910400100008	1	Flat Washer	11		
14	214533510007		Proximity Switch	1		
15	910400100005	1	Flat Washer	4		
16	216113520012		Fixing Plate	1		
17	216113520013		Subplate	1		
18	216514020000	1	Nut	1		
19	910400900016	1	Lock Washer	1		
20	910700600024		Bearing GB297-32016	1		
21	214513520000		Fixing Base	1		
22	910700600039		Bearing GB297-33018	1		
23	216514020002		Spacer Bush	1		
24/25	/		/	/		
26	214513510003		Gearbox	1		
27	940300400041		WheelΦ343x140	1		
27	940300400045		WheelΦ343x140	1		Cold storage

01 Drive Unit (214546013501) Continuation 1

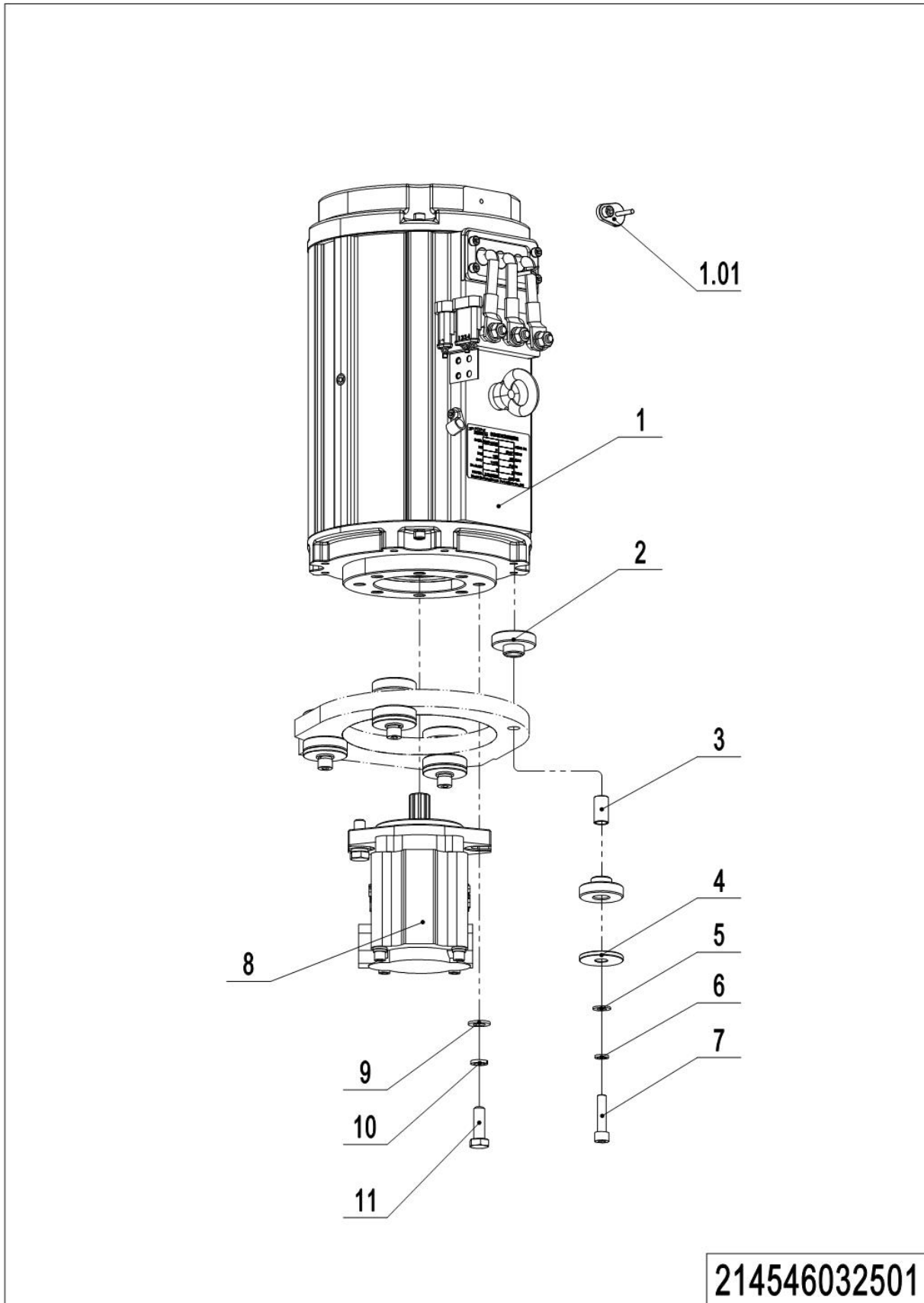


01 Drive Unit (214546013501) Continuation 1

No.	Item Code	Mark	Item Description	Qty.	Substitute	Note
28	940998520072		Bolt	7		
28	940998520073		Spring Washer	7		
29	910300100007	1	Nut	2		
30	910201000022	1	Screw	2		
31	910200200216	1	Screw	4		
32	910400500010	1	Spring Washer	4		
33	214513520008		Fixing Base	1		
34	214513520003		Washer	1		
35	214513520004		Washer	2		
36	910200200218	1	Screw	8		
37	214513520020		Dust Cap	1		
38	214513520006		Pressure Block	2		
39	214513520029		Crash Block	2		
40	214513520007		Spring	2		
41	910200200079	1	Screw	2		
42	910400500007	1	Spring Washer	2		
43	910400100007	1	Flat Washer	2		
44	214513510000		Drive Axle	1		
45	214513520001		Fixing Base	1		
46	910200200077	1	Screw	2		
47	940500400002		Bearing	2		
48	910300800012	1	Nut	1		
49	910400900008		Lock Washer	1		
50	910700600016		Bearing GB297-32008	1		
51	214513520009		Bearing Sleeve	1		
52	910700600017		Bearing GB297-32009	1		
53	910200800021	1	Screw	2		
54	214513510001		Wheel Carrier	1		
55	214513520011		Lock Pad	1		
56	214513520002		Axle	1		
57	214513520019		Washer	2		
58	910700200032		Bearing GB276-6306-2RS	2		
59	940300300056		Wheel Φ 207x101	1		
60	214513520010		Axle	1		

1=package supply; 2=restrict supply; 3=phasing-out supply; 4=supply as assembly; 5=check other tables.

02 Lifting Motor Unit (214546032501)



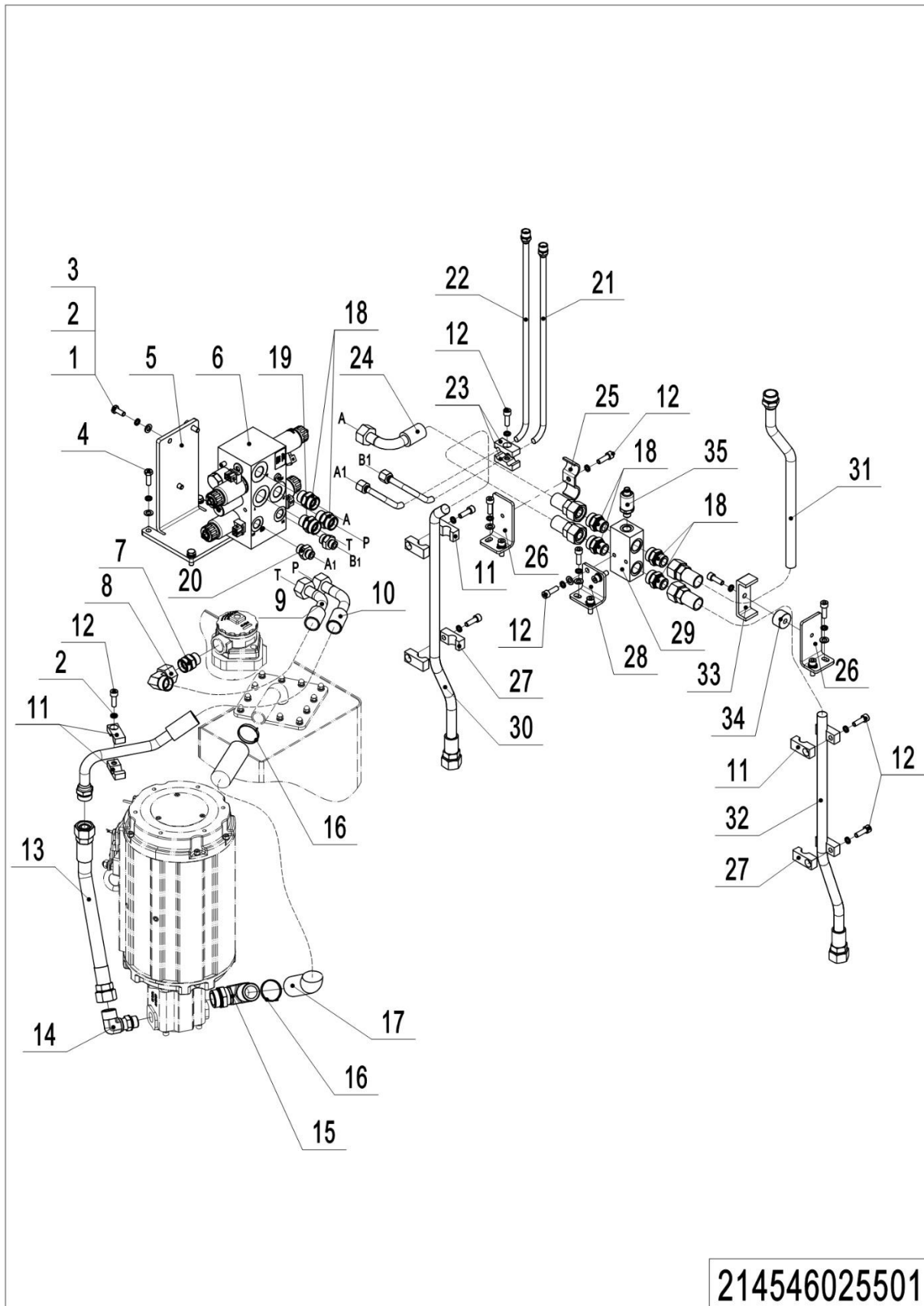
1=package supply; 2=restrict supply; 3=phasing-out supply; 4=supply as assembly; 5=check other tables.

02 Lifting Motor Unit (214546032501)

No.	Item Code	Mark	Item Description	Qty.	Substitute	Note
1	920900100149		Motor	1		
1.01	921800200043		Encoder	1		
2	255032520003		Rubber Mat	8		
3	255032520001		Bushing	4		
4	255032520002		Washer	4		
5	910400100006	1	Flat Washer	4		
6	910400500006	1	Spring Washer	4		
7	910200200215	1	Screw	4		
8	950800200008		Gear Pump	1		
9	910400100007	1	Spring Washer	2		
10	910400500007	1	Screw	2		
11	910100400004	1	Gear Pump	2		

Chapter 2: Hydraulic System

01 Chassis Hydraulic Unit (214546025501)

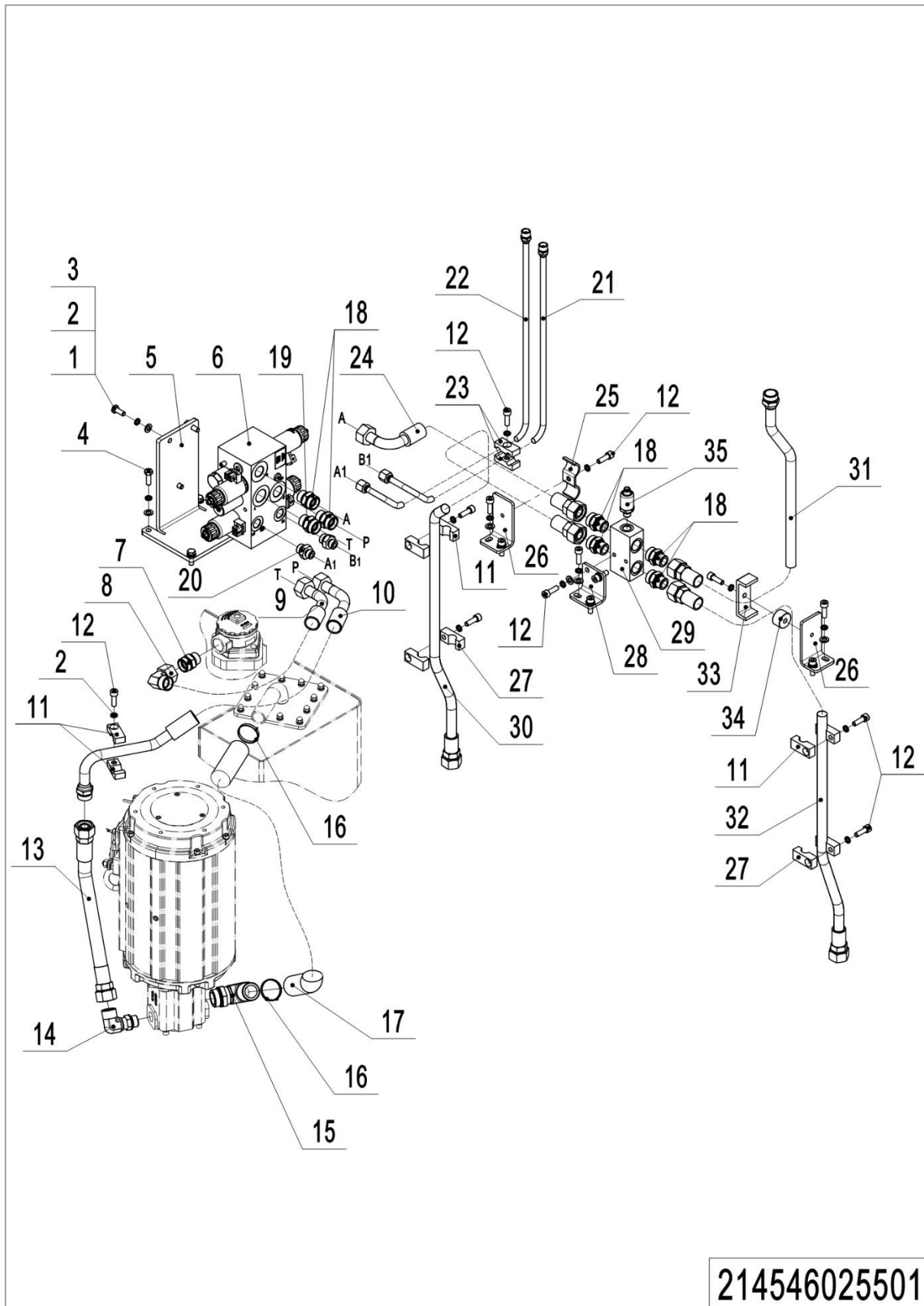


1=package supply; 2=restrict supply; 3=phasing-out supply; 4=supply as assembly; 5=check other tables.

01 Chassis Hydraulic Unit (214546025501)

No.	Item Code	Mark	Item Description	Qty.	Substitute	Note
1	910100300022	1	Bolt	3		
2	910400500006	1	Spring Washer	23		
3	910400100006	1	Flat Washer	15		
4	910100300023	1	Bolt	4		
5	214525510000		Mounting Plate	1		
6	950600100040		Hydraulic Valve	1		
7	950400300016		Joint	1		
8	950400200006		Joint	1		
9	214525520005		Hose	1		
10	214525520006		Hose	1		
11	213044520110		Pipe Clip	6		
12	910200200058	1	Screw	15		
13	214525520058		Hose	1		
14	950401100005		Joint	1		
15	214525520056		Adapter	1		
16	911000600006		Hose Clamp	2		
17	214525520055		Oil Tube	1		
18	950400400011		Joint	6		
19	950400400024		Adapter	1		
20	950400400002		Joint	2		
21	214525520043		Steel Tube	1		Chassis B and C
21	214525520045		Steel Tube	1		Chassis D
21	214525520047		Steel Tube	1		Chassis E
22	214525520042		Steel Tube	1		Chassis B and C
22	214525520044		Steel Tube	1		Chassis D
22	214525520046		Steel Tube	1		Chassis E
23	201044520027		Pipe Clip	2		
24	214525520004		Hose	1		
25	214525520003		Pipe Clip	1		

01 Chassis Hydraulic Unit (214546025501) Continuation 1

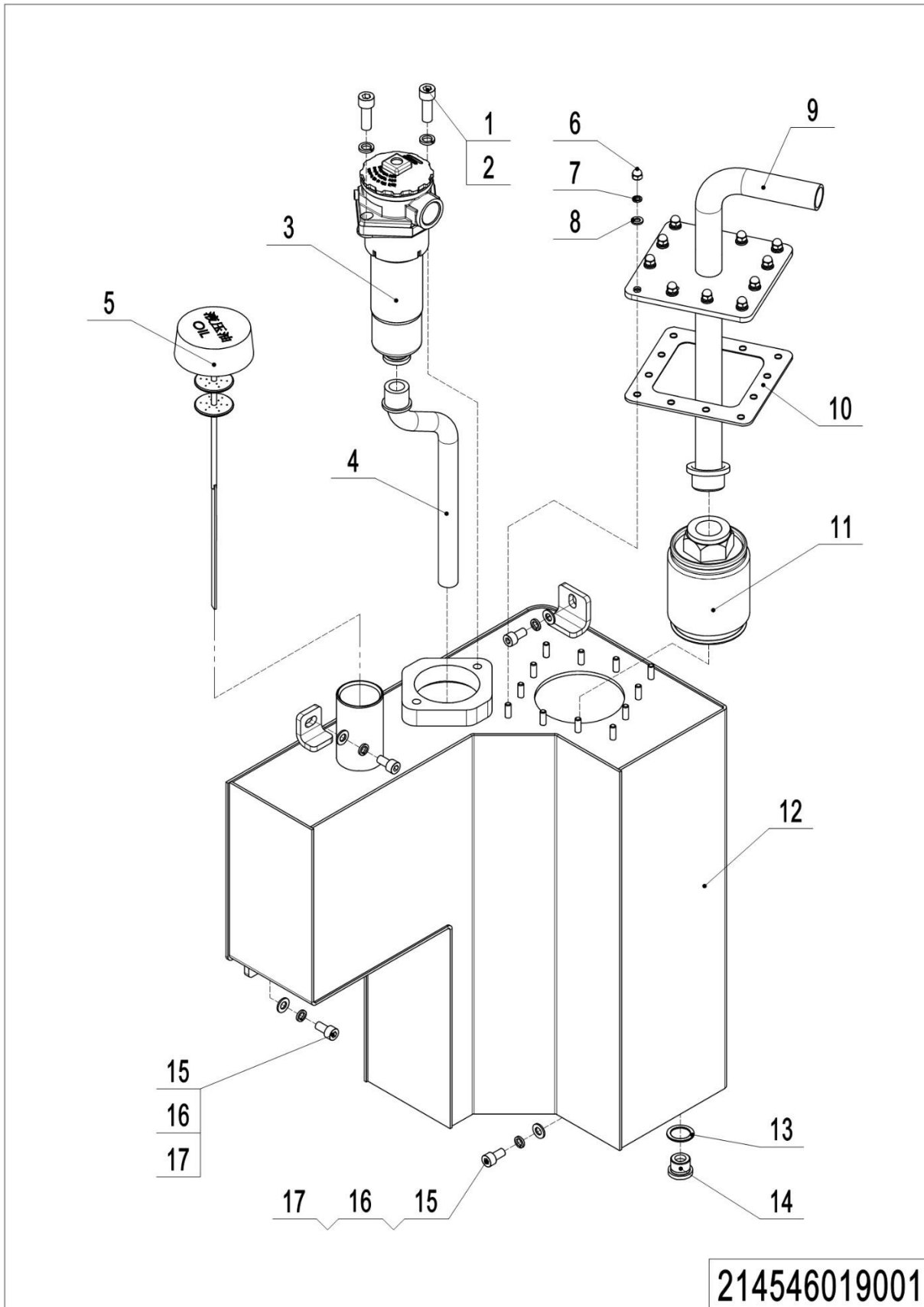


1=package supply; 2=restrict supply; 3=phasing-out supply; 4=supply as assembly; 5=check other tables.

01 Chassis Hydraulic Unit (214546025501) Continuation 1

No.	Item Code	Mark	Item Description	Qty.	Substitute	Note
26	214525520002		Fixing Plate	1		
27	213044520111		Pipe Clip	4		
28	214525520001		Fixing Plate	1		
29	214525520052		Valve Block	1		
30	214525520036		Hose	1		Chassis B and C
30	214525520038		Hose	1		Chassis D
30	214525520040		Hose	1		Chassis E
31	214525520014		Steel Tube	1		Chassis B and C
31	214525520015		Steel Tube	1		Chassis D
31	214525520016		Steel Tube	1		Chassis E
32	214525520037		Hose	1		Chassis B and C
32	214525520039		Hose	1		Chassis D
32	214525520041		Hose	1		Chassis E
33	214525520048		Fixing Plate	1		
34	214525520049		Support	1		
35	921800100064		Sensor	1		

02 Oil Tank (214546019001)



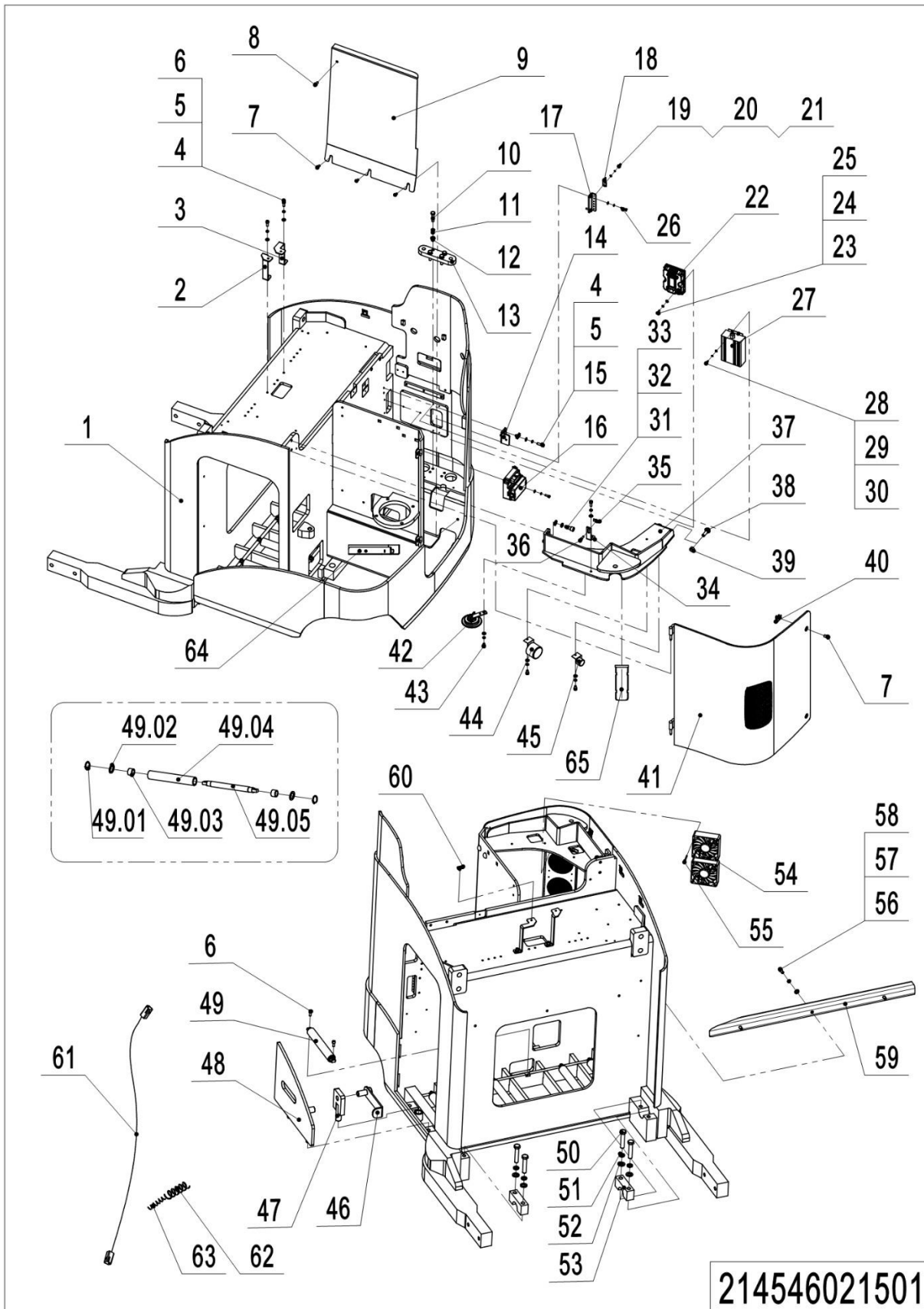
1=package supply; 2=restrict supply; 3=phasing-out supply; 4=supply as assembly; 5=check other tables.

02 Oil Tank (214546019001)

No.	Item Code	Mark	Item Description	Qty.	Substitute	Note
1	910200200077	1	Screw	2		
2	910400500007	1	Spring Washer	2		
3	951000300005		Filter	1		
4	214519010002		Pipe	1		
5	212119020019		Cap-Tank	1		
6	910301000004	1	Nut	12		
7	910400500005	1	Spring Washer	12		
8	910400100005	1	Flat Washer	12		
9	214519010001		Close Plate	1		
10	212119020000		Sealing Gasket	1		
11	951000400001		Filter	1		
12	214519010000		Tank	1		
13	910800900001		Bonded Washer	1		
14	255019020015		Filler Plug	1		
15	910200200057	1	Screw	4		
16	910400500006	1	Spring Washer	4		
17	910400100006	1	Flat Washer	4		

Chapter 3: Truck Structure

01 Chassis (214546021501)

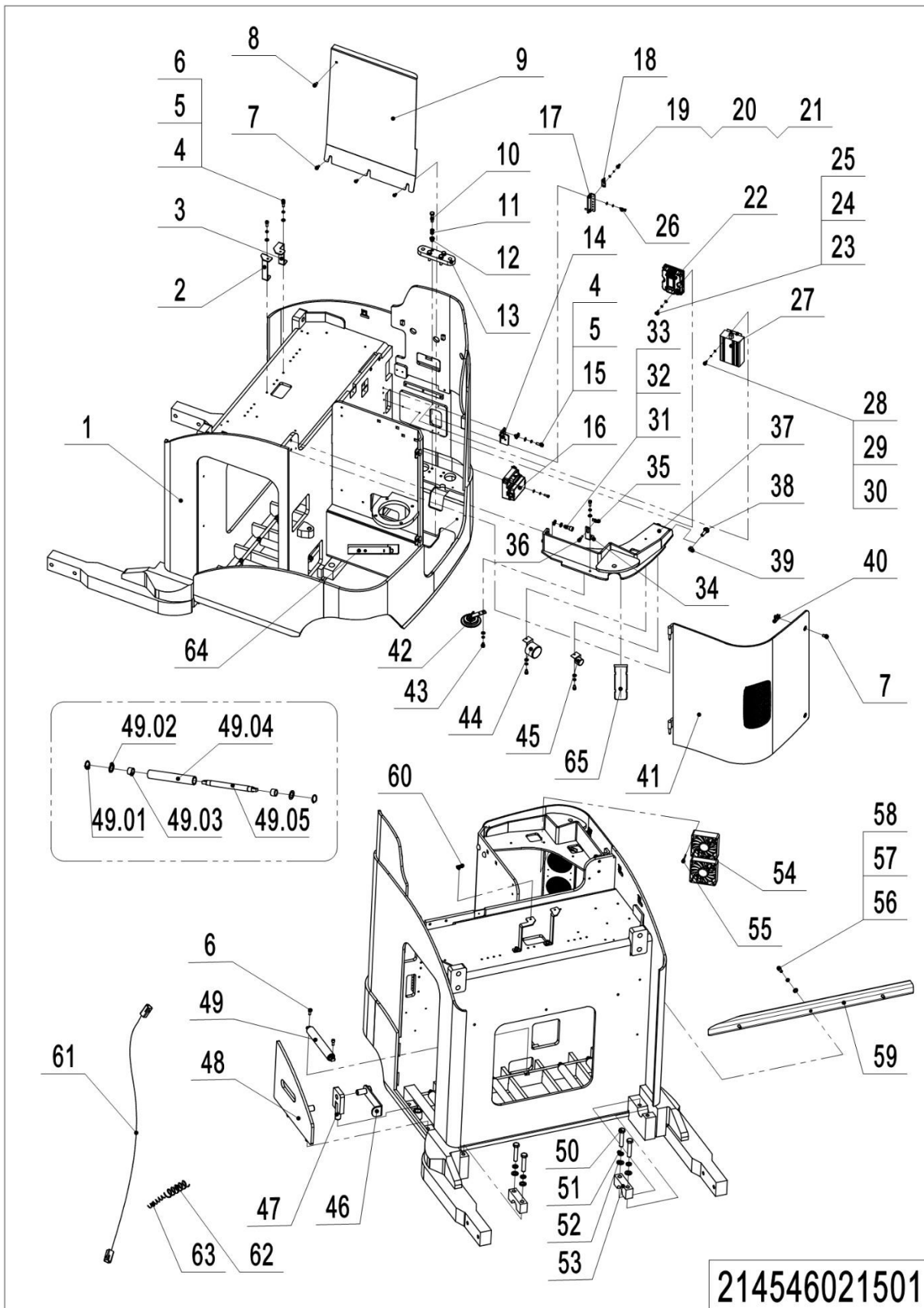


1=package supply; 2=restrict supply; 3=phasing-out supply; 4=supply as assembly; 5=check other tables.

01 Chassis (214546021501)

No.	Item Code	Mark	Item Description	Qty.	Substitute	Note
1	214521510000		Chassis	1		Chassis B and C
1	214521510001		Chassis	1		Chassis D
1	214521510002		Chassis	1		Chassis E
1	214521530001		Chassis	1		Chassis – Wide
2	214521520093		Fixing Plate	1		
3	214521520092		Fixing Plate	1		
4	910400100006	1	Flat Washer	7		
5	910400500006	1	Spring Washer	7		
6	910200200057	1	Screw	2		
7	941100100004	1	Screw	5		
8	941100100012	1	Screw	2		
9	214521520065		Side Plate	1		
10	910200200079	1	Screw	4		
11	910400500007	1	Spring Washer	4		
12	910400100007	1	Flat Washer	4		
13	214521520063		Pressure Plate	1		
14	214521520064		Fixing Base	1		
15	910200200058	1	Screw	2		
16	921400100201		Control Box	1		
17	214521520086		Fixing Plate	1		
18	921300300003		Holder	3		
19	910200200013	1	Screw	6		
20	910400100003	1	Flat Washer	6		
21	910400500003	1	Spring Washer	6		
22	921400100113		Controller	1		
23	910200200035	1	Screw	2		
24	910400500005	1	Spring Washer	4		
25	910400100005	1	Flat Washer	4		
26	910200200038	1	Screw	2		
27	921900100019		Converter	1		
28	910200200022	1	Screw	4		

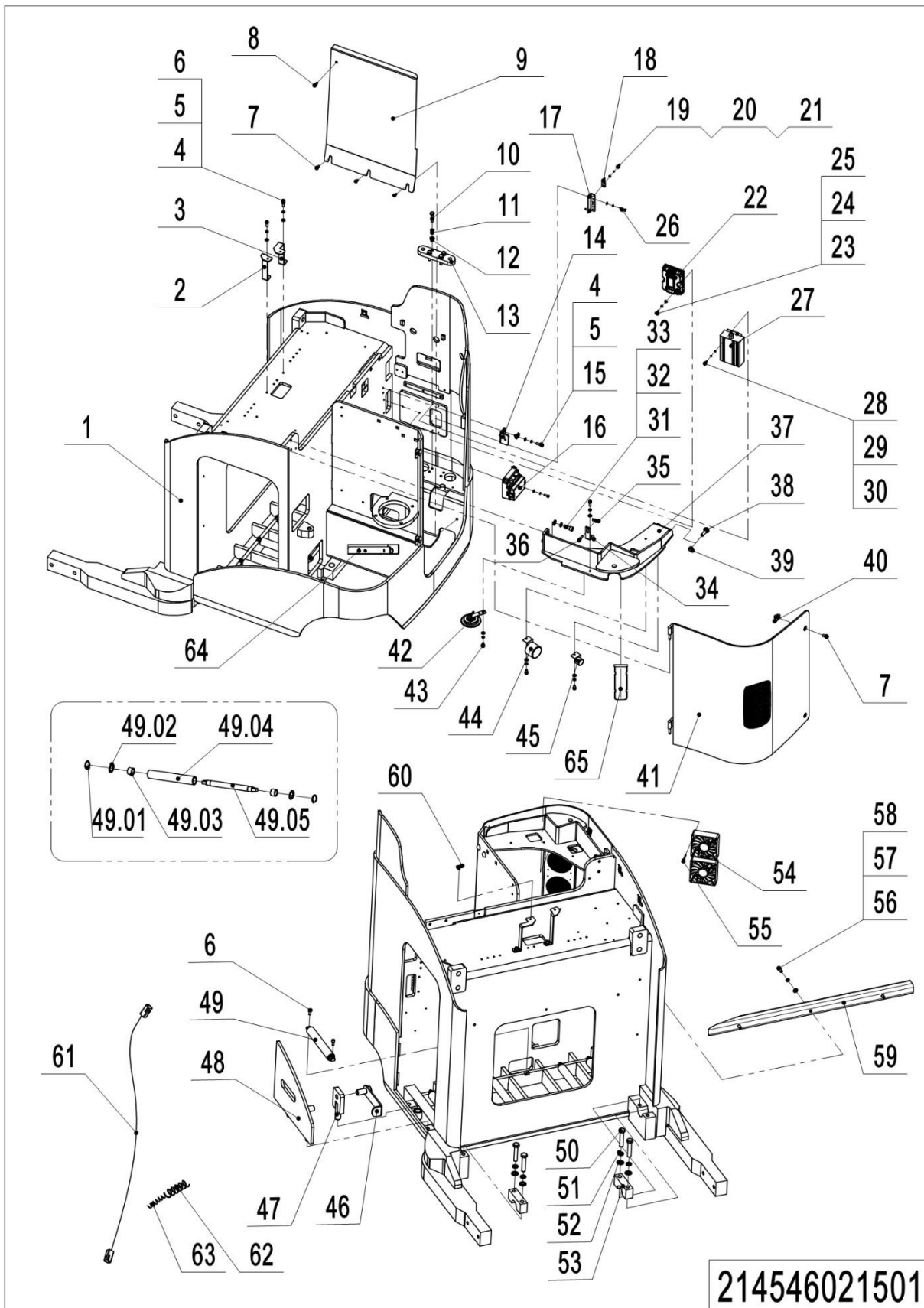
01 Chassis (214546021501) Continuation 1



01 Chassis (214546021501) Continuation 1

No.	Item Code	Mark	Item Description	Qty.	Substitute	Note
29	910400500004	1	Spring Washer	4		
30	910400100004	1	Flat Washer	4		
31	910200200098	1	Screw	2		
32	910400500008	1	Spring Washer	2		
33	910400100008	1	Flat Washer	2		
34	214521520091		Fixing Plate	1		
35	940400400001		Cage Nut	1		
36	941100100010	1	Screw	1		
37	214521510003		Platform	1		
38	910100900004	1	Bolt	2		
39	910300500006	1	Nut	2		
40	940400400003		Cage Nut	2		
41	214521510004		Side Door	1		
42	920500100001		Horn	1		
43	910200200053	1	Screw	3		
44	920500100005		Horn	1		
45	920500100030		Buzzer	1		
46	214521510005		Handle	1		
47	221021510006		Stop Dog	1		
48	214521510006		Baffle	1		Chassis B and C
48	214521510007		Baffle	1		Chassis D
48	214521510008		Baffle	1		Chassis E
49	214512510000		Roller Kits	6		
49.01	910401300011	1	Circlip	2		
49.02	232021520104		Washer	2		
49.03	910700800001		Bearing GB5801-NK22/20	2		
49.04	214512520001		Roller	1		
49.05	214512520000		Axle	1		

01 Chassis (214546021501) Continuation 2

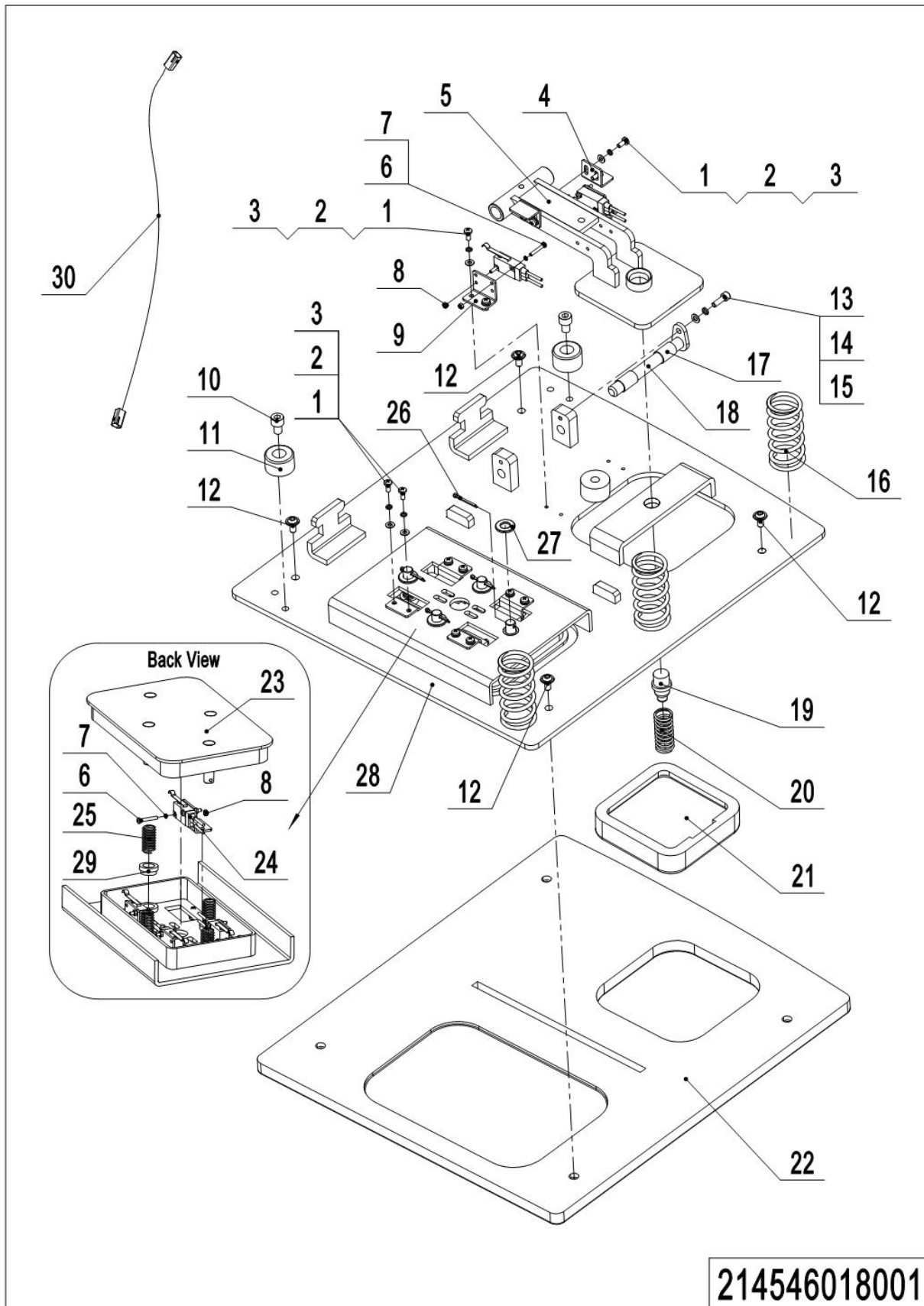


1=package supply; 2=restrict supply; 3=phasing-out supply; 4=supply as assembly; 5=check other tables.

01 Chassis (214546021501) Continuation 2

No.	Item Code	Mark	Item Description	Qty.	Substitute	Note
50	910100400039	1	Bolt	4		
51	910400500010	1	Spring Washer	4		
52	910400100010	1	Flat Washer	4		
53	212144520217		Fixing Plate	2		
54	214533510005		Fan	2		
55	910200500031	1	Screw	8		
56	910200200076	1	Screw	3		Chassis B
57	910400500007	1	Spring Washer	3		Chassis B
58	910400100007	1	Flat Washer	3		Chassis B
59	214521520098		Stop Tube	1		Chassis B
60	940400400002		Cage Nut	4		
61	214533010019		Wire Harness	1		
62	921300200023		Fixator	1		
63	213012520006		Spring	1		
62	214521510009		Harness guards	1		
63	214521510010		Harness guards	1		

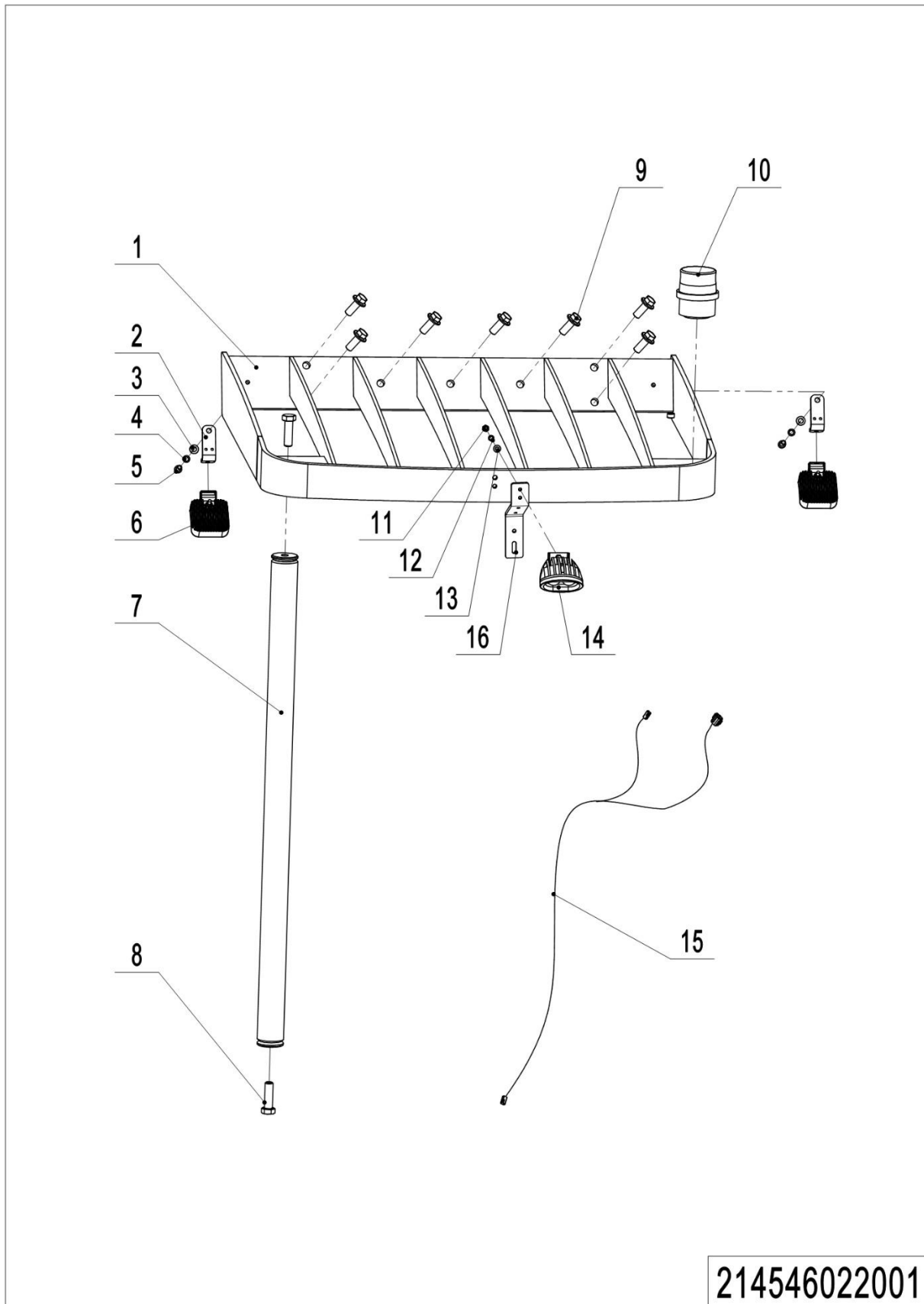
02 Pedal (214546018001)



214546018001

02 Pedal (214546018001)

No.	Item Code	Mark	Item Description	Qty.	Substitute	Note
1	910200500021	1	Screw	16		
2	910400500003	1	Spring Washer	18		
3	910400100003	1	Flat Washer	18		
4	214518020021		Mounting Plate	2		
5	214518010001		Brake Pedal	1		
6	910200500015	1	Screw	12		
7	910400500002	1	Spring Washer	12		
8	910300100002	1	Nut	12		
9	214518020020		Mounting Plate	6		
10	910200200053	1	Screw	2		
11	532621520062		Crash Pad	2		
12	941100100009	1	Screw	4		
13	910200200023	1	Screw	1		
14	910400500004	1	Spring Washer	1		
15	910400100004	1	Flat Washer	1		
16	214518020035		Spring	3		
17	940500100074		Bushing	2		
18	214518010003		Pin	1		
19	214518020022		Crash Pad	1		
20	214518020026		Spring	1		
21	214518020030		Sheath	1		
22	214518020031		Rubber Mat	1		
23	214518010002		Pedal Pad	1		
24	920200300028		Microswitch	6		
25	214518020027		Spring	4		
26	910600600019	1	Cotter Pin	4		
27	910400100007	1	Flat Washer	4		
28	214518010000		Plate	1		
29	214518020023		Sleeve	4		
30	214533010011		Wire Harness	1		

03 Overhead Guard (214546022001)

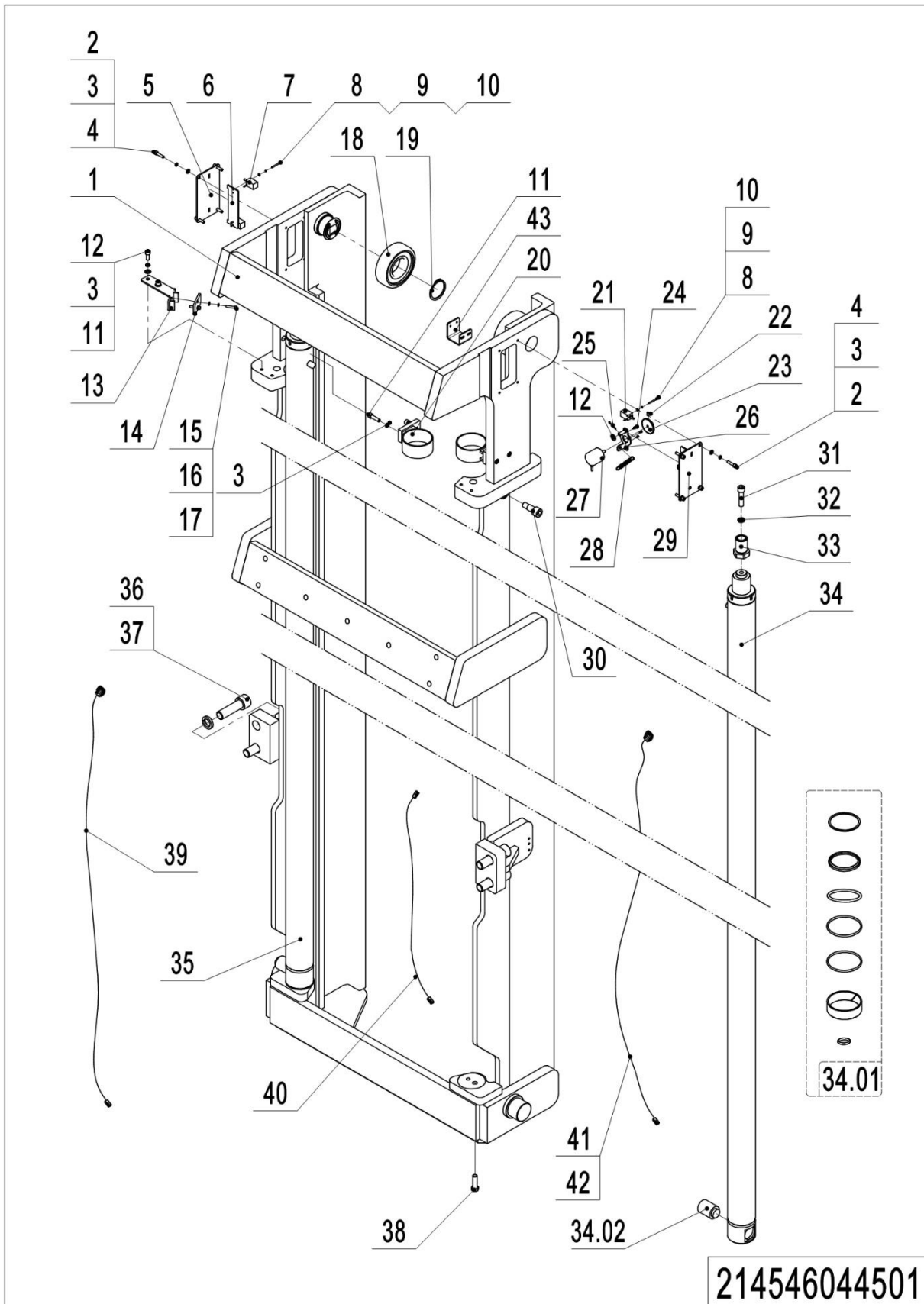
214546022001

03 Overhead Guard (214546022001)

No.	Item Code	Mark	Item Description	Qty.	Substitute	Note
1	214522010001		Overhead Guard	1		Chassis C(\geq 6500)
1	214522010002		Overhead Guard	1		Chassis D(\geq 6500)
1	214522010003		Overhead Guard	1		Chassis E(\geq 6500)
1	214522010004		Overhead Guard	1		Chassis C(<6500)
1	214522010005		Overhead Guard	1		Chassis D(<6500)
1	214522010006		Overhead Guard	1		Chassis E(<6500)
2	212122020023		Mounting Plate	2		
3	910400100007	1	Flat Washer	2		
4	910400500007	1	Spring Washer	2		
5	910200200075	1	Screw	2		
6	922000100058		Lamp	2		
7	214522010007		Upright	1		4500
7	214522010008		Upright	1		4920
7	214522010000		Upright	1		\geq 6500
8	910100300080	1	Bolt	2		
9	910100800006	1	Bolt	7		
10	922000100059		Lamp	1		
11	910300100006	1	Nut	1		
12	910400500006	1	Spring Washer	1		
13	910400100006	1	Flat Washer	1		
14	922000100067		Lamp	1		
15	921500100256		Wire 1T2Q to 1T2J	1		
16	214522020031		Bracket	1		

Chapter 4: Mast Structure

01 Outer Mast (214546044501)

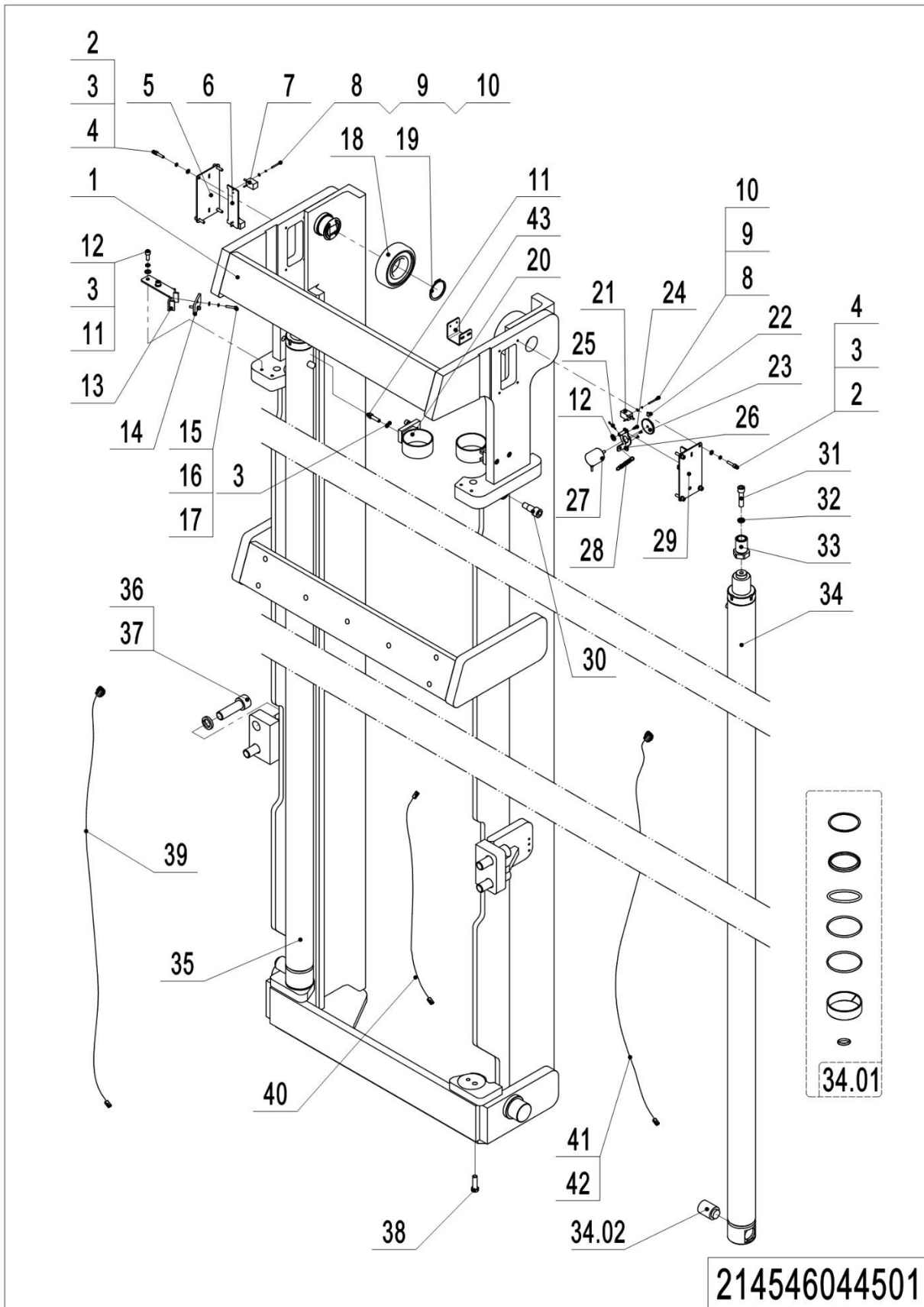


1=package supply; 2=restrict supply; 3=phasing-out supply; 4=supply as assembly; 5=check other tables.

01 Outer Mast (214546044501)

No.	Item Code	Mark	Item Description	Qty.	Substitute	Note
1	214544510005		Outer Mast	1		4500
1	214544510006		Outer Mast	1		4920
1	214544510007		Outer Mast	1		6500
1	214544510008		Outer Mast	1		7500
1	214544510009		Outer Mast	1		8500
1	214544510010		Outer Mast	1		9500
1	214544510011		Outer Mast	1		10500
1	214544530013		Outer Mast	1		11000
1	214544530000		Outer Mast	1		11500
2	910200200038	1	Screw	8		
3	910400500005	1	Spring Washer	14		
4	910400100005	1	Flat Washer	8		
5	214544510056		Base	1		
6	214544520086		Fixing Plate	3		
7	920200400056		Proximity Switch	2		
8	910200500017	1	Screw	6		
9	910400500002	1	Spring Washer	6		
10	910400100002	1	Flat Washer	6		
11	910200200060	1	Screw	6		
12	910400100006	1	Flat Washer	3		
13	214544510057		Fixing Plate	1		
14	214544520029		Splint	1		
15	910200200025	1	Screw	2		
16	910400500017	1	Spring Washer	2		
17	910400100004	1	Flat Washer	2		
18	940200300060		Compound Roller Φ 124.30	2		
19	910401300026	1	Circlip	2		
20	214544510055		Fixing Base	2		
21	920200400057		Proximity Switch	1		
22	910200800003	1	Screw	1		
23	214544520047		Chain ring	1		
24	910200500009	1	Screw	3		

01 Outer Mast (214546044501) Continuation 1



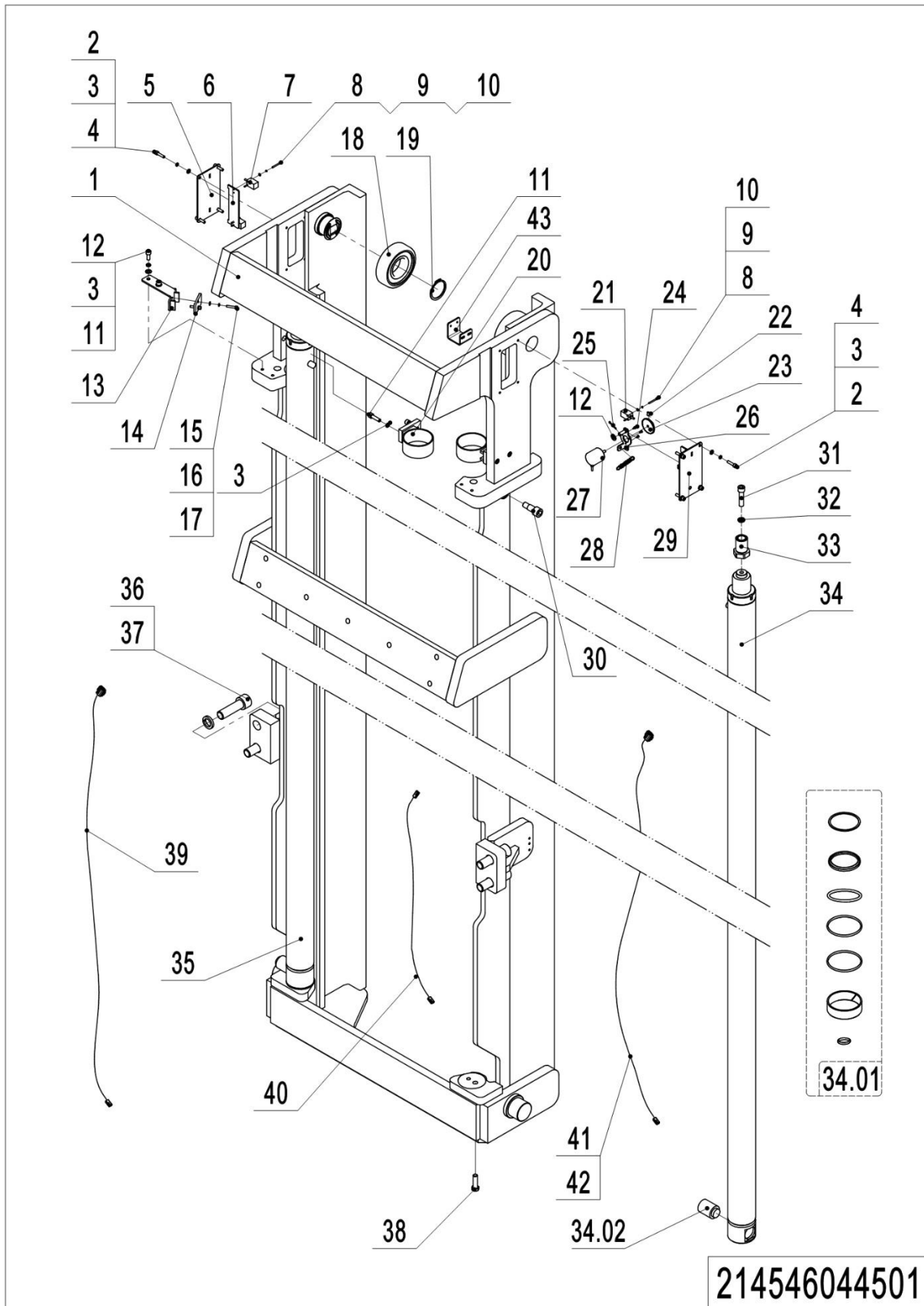
1=package supply; 2=restrict supply; 3=phasing-out supply; 4=supply as assembly; 5=check other tables.

01 Outer Mast (214546044501) Continuation 1

No.	Item Code	Mark	Item Description	Qty.	Substitute	Note
25	910600600015	1	Cotter Pin	1		
26	214544510050		Mounting Plate	1		
27	921800200041		Encoder	1		
28	214544520176		Spring	1		
29	214544510051		Base	1		
30	214544520009		Screw	2		
31	910200200102	1	Screw	2		
32	910400500008	1	Spring Washer	2		
33	212144520060		Barrel	2		
34	214544510060		Cylinder(Right)	1		4500
34	214544510061		Cylinder(Right)	1		4920
34	214544510062		Cylinder(Right)	1		6500
34	214544510063		Cylinder(Right)	1		7500
34	214544510064		Cylinder(Right)	1		8500
34	214544510065		Cylinder(Right)	1		9500
34	214544510066		Cylinder(Right)	1		10500
34	214544530011		Cylinder(Right)	1		11000
34	214544530006		Cylinder(Right)	1		11500
34.01	214598510006	4	Seal Kit	2		
34.02	212198520022		Anti-explosion Valve	2		
35	214544510031		Cylinder(Left)	1		4500
35	214544510032		Cylinder(Left)	1		4920
35	214544510033		Cylinder(Left)	1		6500
35	214544510034		Cylinder(Left)	1		7500
35	214544510035		Cylinder(Left)	11		8500
35	214544510036		Cylinder(Left)	1		9500
35	214544510037		Cylinder(Left)	1		10500
35	214544530010		Cylinder(Left)	1		11000
35	214544530005		Cylinder(Left)	1		11500
36	910200200213	1	Screw	4		
37	910400500013	1	Spring Washer	4		
38	910100200005	1	Bolt	2		

1=package supply; 2=restrict supply; 3=phasing-out supply; 4=supply as assembly; 5=check other tables.

01 Outer Mast (214546044501) Continuation 2

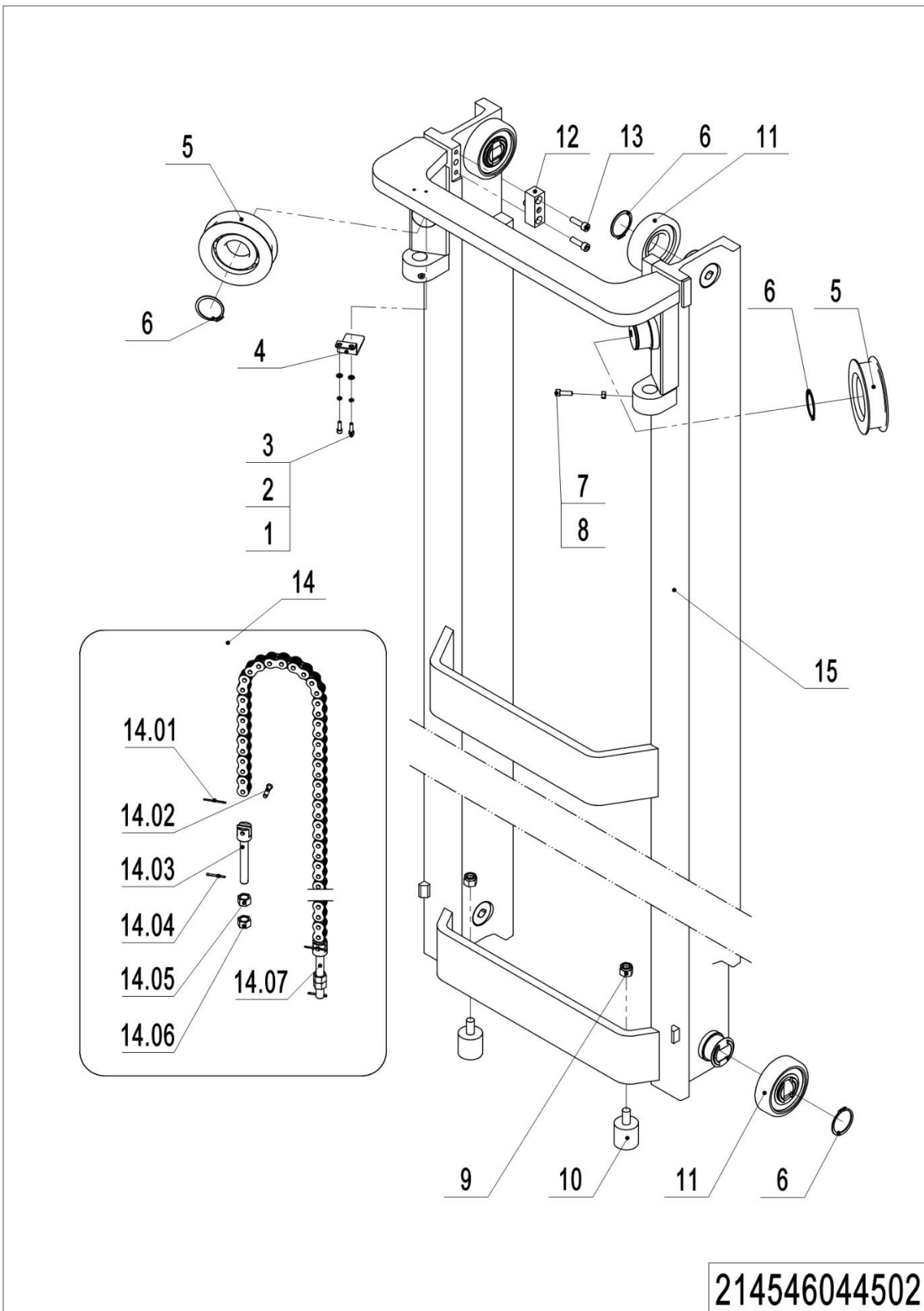


1=package supply; 2=restrict supply; 3=phasing-out supply; 4=supply as assembly; 5=check other tables.

01 Outer Mast (214546044501) Continuation 2

No.	Item Code	Mark	Item Description	Qty.	Substitute	Note
39	214533010042		Wire	1		4500
39	214533010043		Wire	1		4920
39	214533010044		Wire	1		6500
39	214533010045		Wire	1		7500
39	214533010046		Wire	1		8500
39	214533010026		Wire	1		9500
39	214533010048		Wire	1		10500
39	214533010026		Wire	1		11500
40	214533010028		Wire	1		4500
40	214533010029		Wire	1		4920
40	214533010030		Wire	1		6500
40	214533010031		Wire	1		7500
40	214533010032		Wire	1		8500
40	214533010033		Wire	1		9500
40	214533010034		Wire	1		10500
40	214533010014		Wire	1		11500
41	214533010035		Wire	1		4500
41	214533010036		Wire	1		4920
41	214533010037		Wire	1		6500
41	214533010038		Wire	1		7500
41	214533010039		Wire	1		8500
41	214533010040		Wire	1		9500
41	214533010041		Wire	1		10500
41	214533010025		Wire	1		11500
42	214533010049		Wire	1		4500
42	214533010050		Wire	1		4920
42	214533010051		Wire	1		6500
42	214533010052		Wire	1		7500
42	214533010053		Wire	1		8500
42	214533010054		Wire	1		9500
42	214533010055		Wire	1		10500
42	214533010024		Wire	1		11500
43	214044520101		Bracket	1		

02 Middle Mast (214546044502)

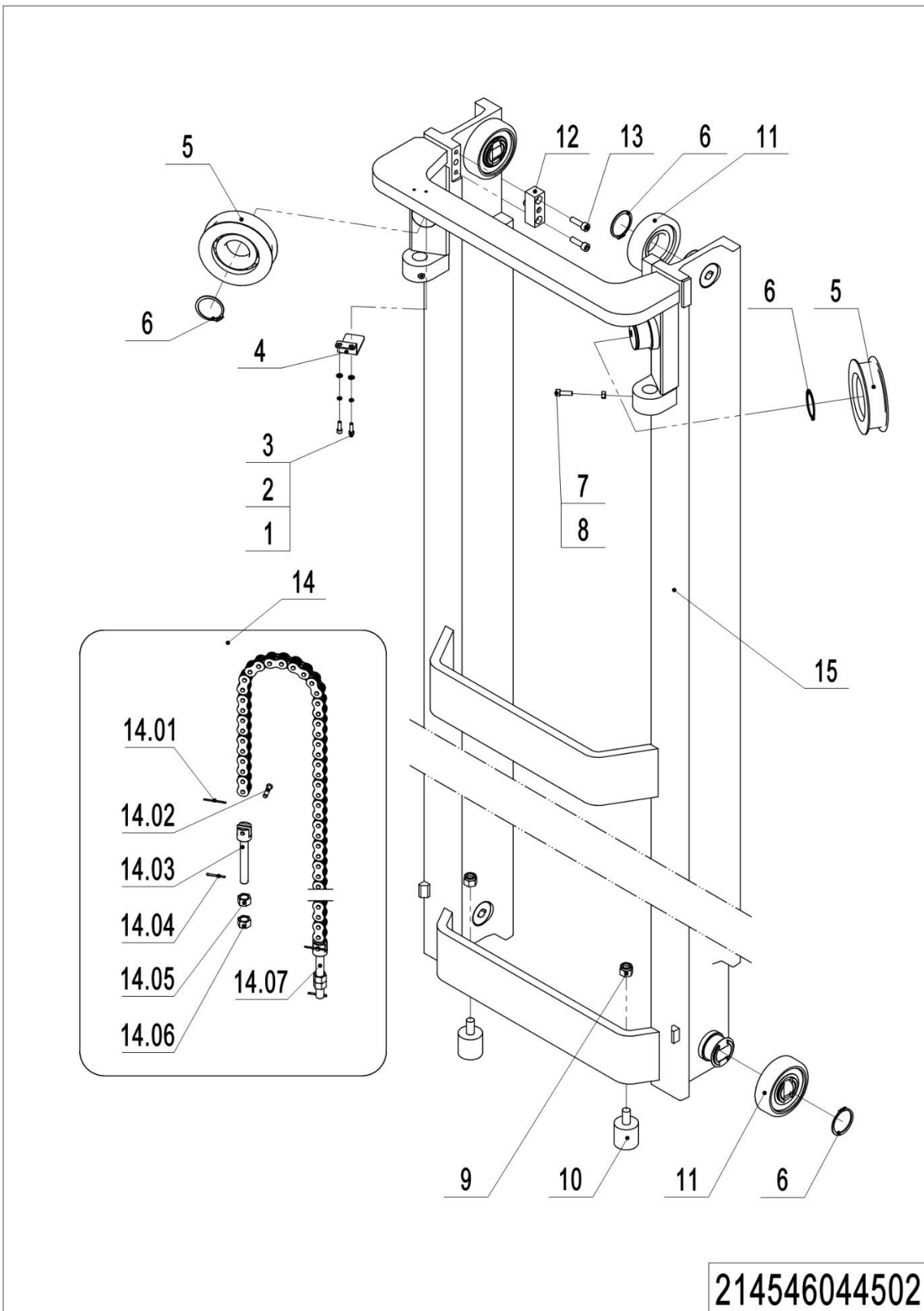


1=package supply; 2=restrict supply; 3=phasing-out supply; 4=supply as assembly; 5=check other tables.

02 Middle Mast (214546044502)

No.	Item Code	Mark	Item Description	Qty.	Substitute	Note
1	910200200036	1	Screw	2		
2	910400500005	1	Spring Washer	2		
3	910400100005	1	Flat Washer	2		
4	214544520019		Press Plate	1		
5	940200500006		Sprocket Bearing Φ 135x Φ 55x34	2		
6	910401300026	1	Circlip	6		
7	910200800022	1	Screw	2		
8	910300100028	1	Nut	2		
9	910300500008	1	Nut	2		
10	212144520065		Crash Pad	2		
11	940200300060		Compound Roller Φ 124.30	4		
12	214544510054		Stop Block	2		
13	910200200078	1	Screw	4		
14	214544510068		Chain	2		4500
14	214544510069		Chain	2		4920
14	214544510070		Hoop	2		6500
14	214544510071		Chain	2		7500
14	214544510072		Chain	2		8500
14	214544510073		Chain	2		9500
14	214544510074		Chain	2		10500
14	214544530008		Chain	2		11000
14	214544530001		Chain	2		11500
14.01	910600600022	1	Cotter Pin	2		
14.02	941100800008		Pin	2		
14.03	255044020157		Chain Bolt	1		
14.04	910600600030	1	Cotter Pin	2		
14.05	255044020158		Nut	2		
14.06	910300400007	1	Nut	2		
14.07	255044020156		Chain Bolt	1		
15	214544510015		Middle Mast	1		4500
15	214544510016		Middle Mast	1		4920

02 Middle Mast (214546044502) Continuation 1

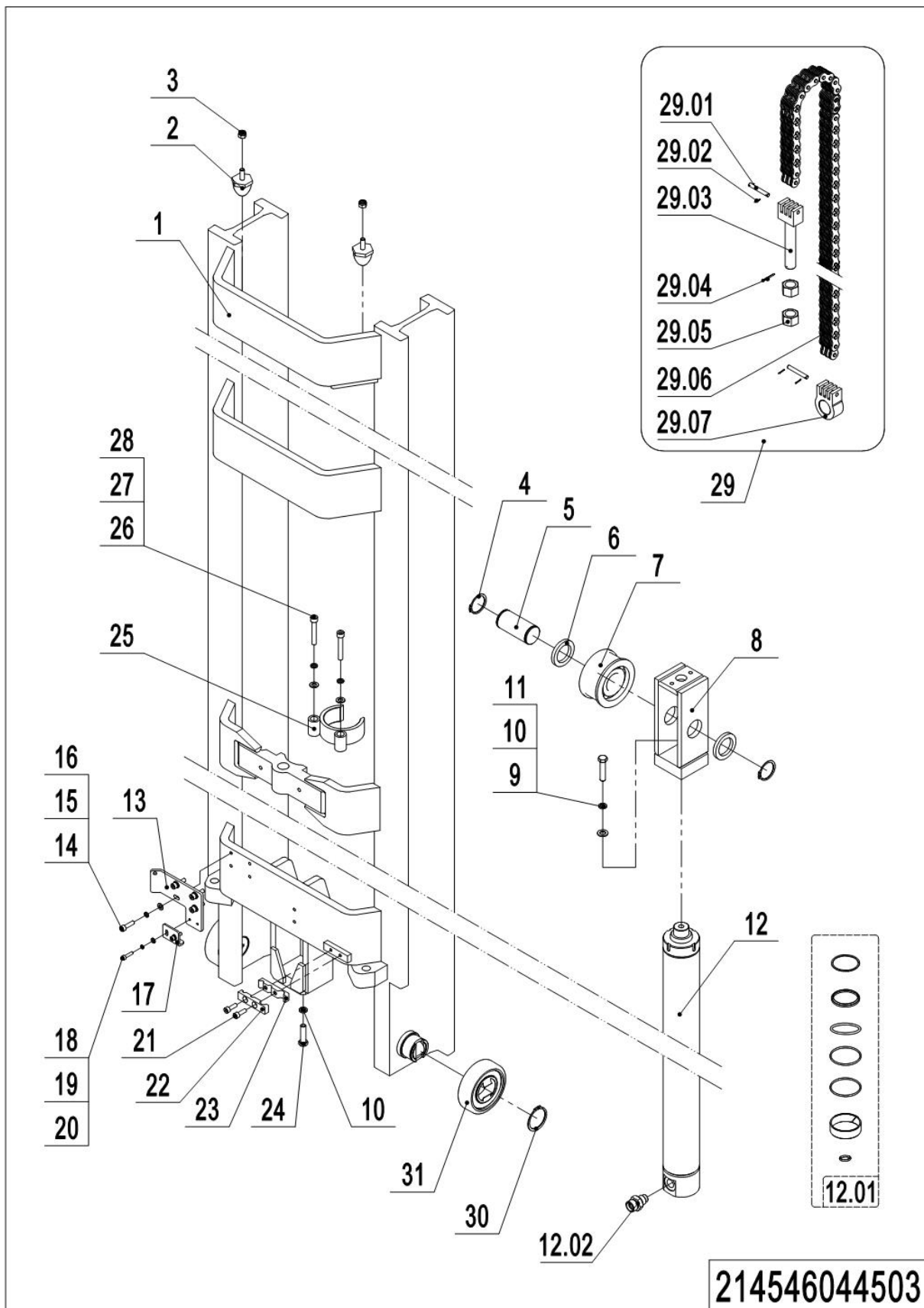


1=package supply; 2=restrict supply; 3=phasing-out supply; 4=supply as assembly; 5=check other tables.

02 Middle Mast (214546044502) Continuation 1

No.	Item Code	Mark	Item Description	Qty.	Substitute	Note
15	214544510017		Middle Mast	1		6500
15	214544510018		Middle Mast	1		7500
15	214544510019		Middle Mast	1		8500
15	214544510020		Middle Mast	1		9500
15	214544510021		Middle Mast	1		10500
15	214544530014		Middle Mast	1		11000
15	214544530003		Middle Mast	1		11500

03 Inner Mast (214546044503)



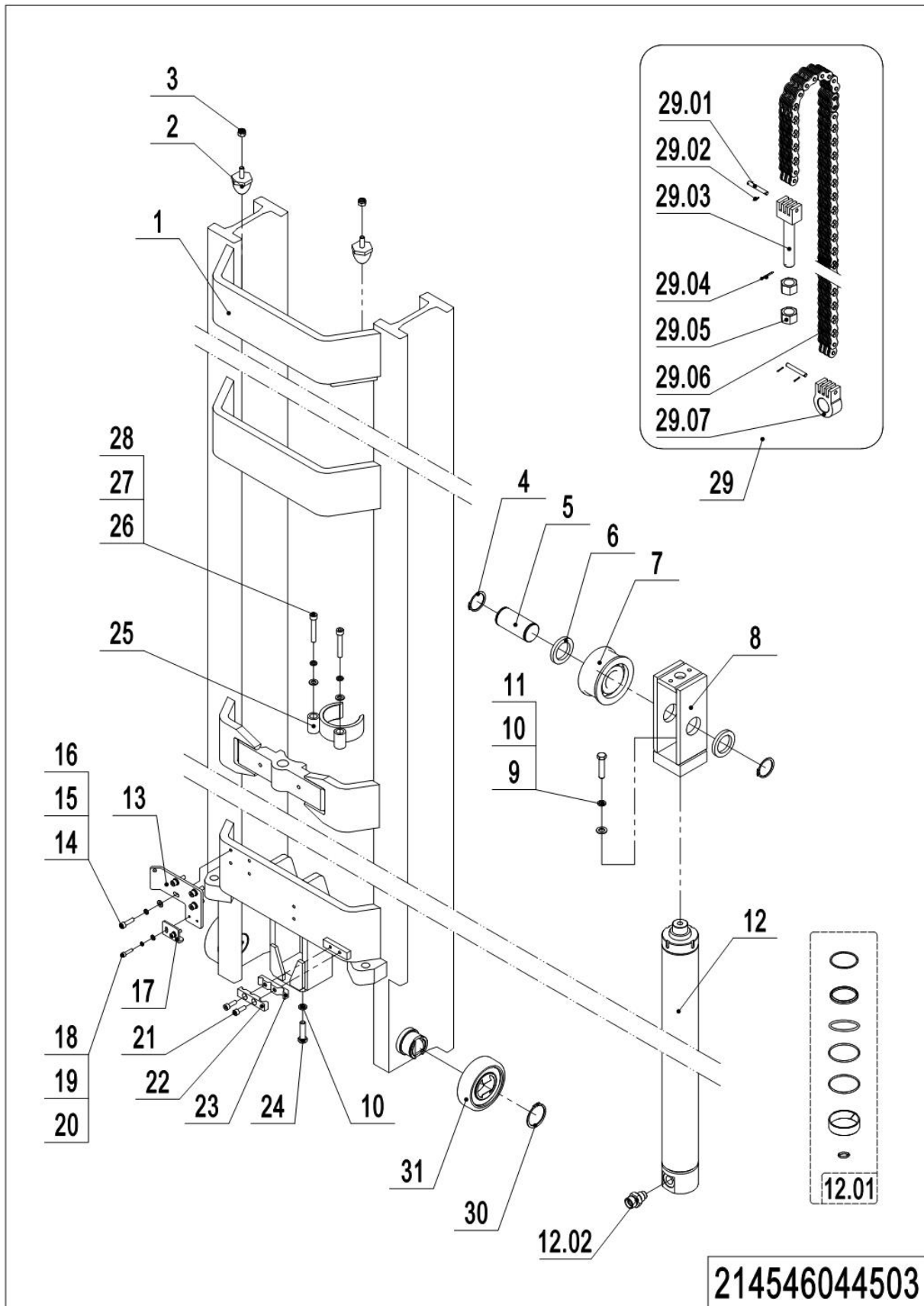
1=package supply; 2=restrict supply; 3=phasing-out supply; 4=supply as assembly; 5=check other tables.

03 Inner Mast (214546044503)

No.	Item Code	Mark	Item Description	Qty.	Substitute	Note
1	214544510022		Inner Mast	1		4500
1	214544510023		Inner Mast	1		4920
1	214544510024		Inner Mast	1		6500
1	214544510025		Inner Mast	1		7500
1	214544510026		Inner Mast	1		8500
1	214544510027		Inner Mast	1		9500
1	214544510028		Inner Mast	1		10500
1	214544530015		Inner Mast	1		11000
1	214544530004		Inner Mast	1		11500
2	212144520242		Crash Pad	2		
3	910300500005	1	Nut	2		
4	910401300022	1	Circlip	2		
5	214544520050		Axle Φ 45x96	1		
6	214544520083		Spacer Bush	2		
7	221044510110		Chain Pulley Φ 120x58	1		
8	214544510052		Yoke	1		
9	910100300007	1	Bolt	1		
10	910400500008	1	Spring Washer	2		
11	910400100008	1	Flat Washer	1		
12	214544510041		Cylinder	1		4500
12	214544510042		Cylinder	1		4920
12	214544510043		Cylinder	1		6500
12	214544510044		Cylinder	1		7500
12	214544510045		Cylinder	1		8500
12	214544510046		Cylinder	1		9500
12	214544510047		Cylinder	1		10500
12	214544530012		Cylinder			11000
12	214544530007		Cylinder			11500
12.01	212198510003	4	Seal Kit	1		
12.02	212198520036		Anti-explosion Valve	1		
13	214544520080		Fixing Plate	1		
14	910200200059	1	Screw	4		

1=package supply; 2=restrict supply; 3=phasing-out supply; 4=supply as assembly; 5=check other tables.

03 Inner Mast (214546044503) Continuation 1

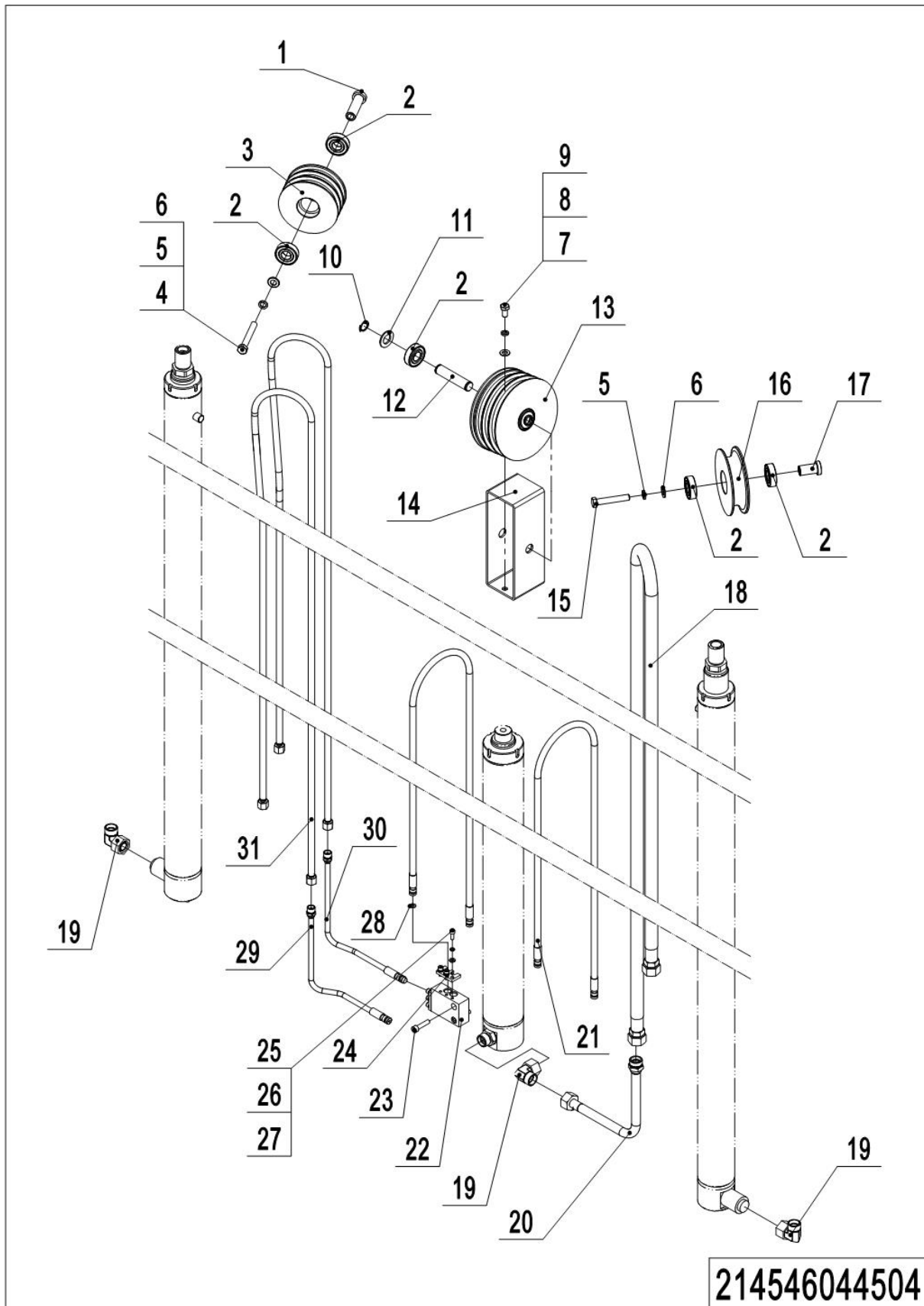


1=package supply; 2=restrict supply; 3=phasing-out supply; 4=supply as assembly; 5=check other tables.

03 Inner Mast (214046044503) Continuation 1

No.	Item Code	Mark	Item Description	Qty.	Substitute	Note
15	910400500006	1	Spring Washer	4		
16	910400100006	1	Flat Washer	4		
17	214544520077		Press Block	1		
18	910200200036	1	Screw	2		
19	910400500005	1	Spring Washer	2		
20	910400100005	1	Flat Washer	2		
21	910200200058	1	Screw	2		
22	214544520075		Pipe Clip	1		
23	214544520018		Pipe Clip	1		
24	910100400013	1	Bolt	1		
25	214544510070		Hoop	1		
26	910200200079	1	Screw	2		
27	910400500007	1	Spring Washer	2		
28	910400100007	1	Flat Washer	2		
29	214544510075		Chain	1		4500
29	214544510076		Chain	1		4920
29	214544510077		Chain	1		6500
29	214544510078		Chain	1		7500
29	214544510079		Chain	1		8500
29	214544510080		Chain	1		9500
29	214544510081		Chain	1		10500
29	214544530009		Chain	1		11000
29	214544530002		Chain	1		11500
29.01	255044020146		Pin Φ 9.5x25	2		
29.02	910600600011	1	Cotter Pin	4		
29.03	254143520070		Chain Anchor	1		
29.04	910600600032	1	Cotter Pin	1		
29.05	910300400007	1	Nut	2		
29.06	910900400013	1	Chain	1		
29.07	221044520101		Anchor	1		
30	910401300026	1	Circlip	2		
31	940200300060		Compound Roller Φ 124.30	2		

1=package supply; 2=restrict supply; 3=phasing-out supply; 4=supply as assembly; 5=check other tables.

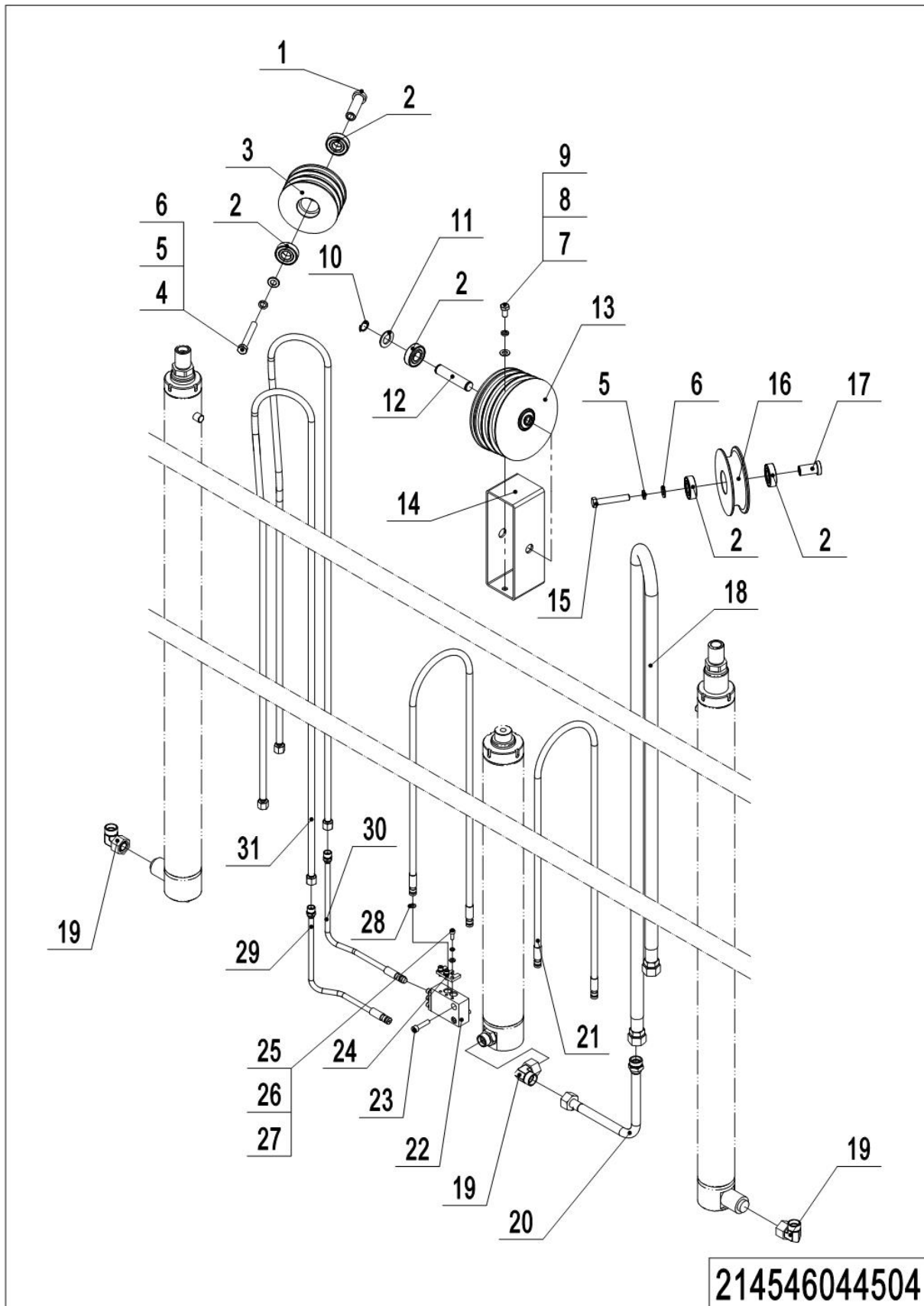
04 Mast Hydraulic Unit (214546044504)

04 Mast Hydraulic Unit (214546044504)

No.	Item Code	Mark	Item Description	Qty.	Substitute	Note
1	214544520048		Sleeve	1		
2	910700200019	1	Bearing GB276-6204-2RS	6		
3	214544520053		Pulley Φ 114x66	1		
4	910100100058	1	Bolt	1		
5	910400500008	1	Spring Washer	2		
6	212144520052		Washer	2		
7	910100300035	1	Bolt	2		
8	910400500007	1	Spring Washer	2		
9	910400100007	1	Flat Washer	2		
10	910401300011	1	Circlip	2		
11	214544520175	1	Flat Washer	2		
12	214544520061		Pin	1		
13	214544520165		Pulley	1		
14	214544510053		Cover	1		
15	910100100052	1	Bolt	1		
16	212144520050		Pulley Φ 126x36	1		
17	212144520051		Pin	1		
18	214544520099		Hose	1		4500
18	214544520100		Hose	1		4920
18	214544520101		Hose	1		6500
18	214544520102		Hose	1		7500
18	214544520103		Hose	1		8500
18	214544520104		Hose	1		9500
18	214544520105		Hose	1		10500
18	214544540019		Hose	1		11000
18	214544540009		Hose	1		11500
19	950400200006		Joint	3		
20	214544520064		Steel Tube	1		
21	214544520156		Hose	2		4500
21	214544520157		Hose	2		4920
21	214544520087		Hose	2		6500

1=package supply; 2=restrict supply; 3=phasing-out supply; 4=supply as assembly; 5=check other tables.

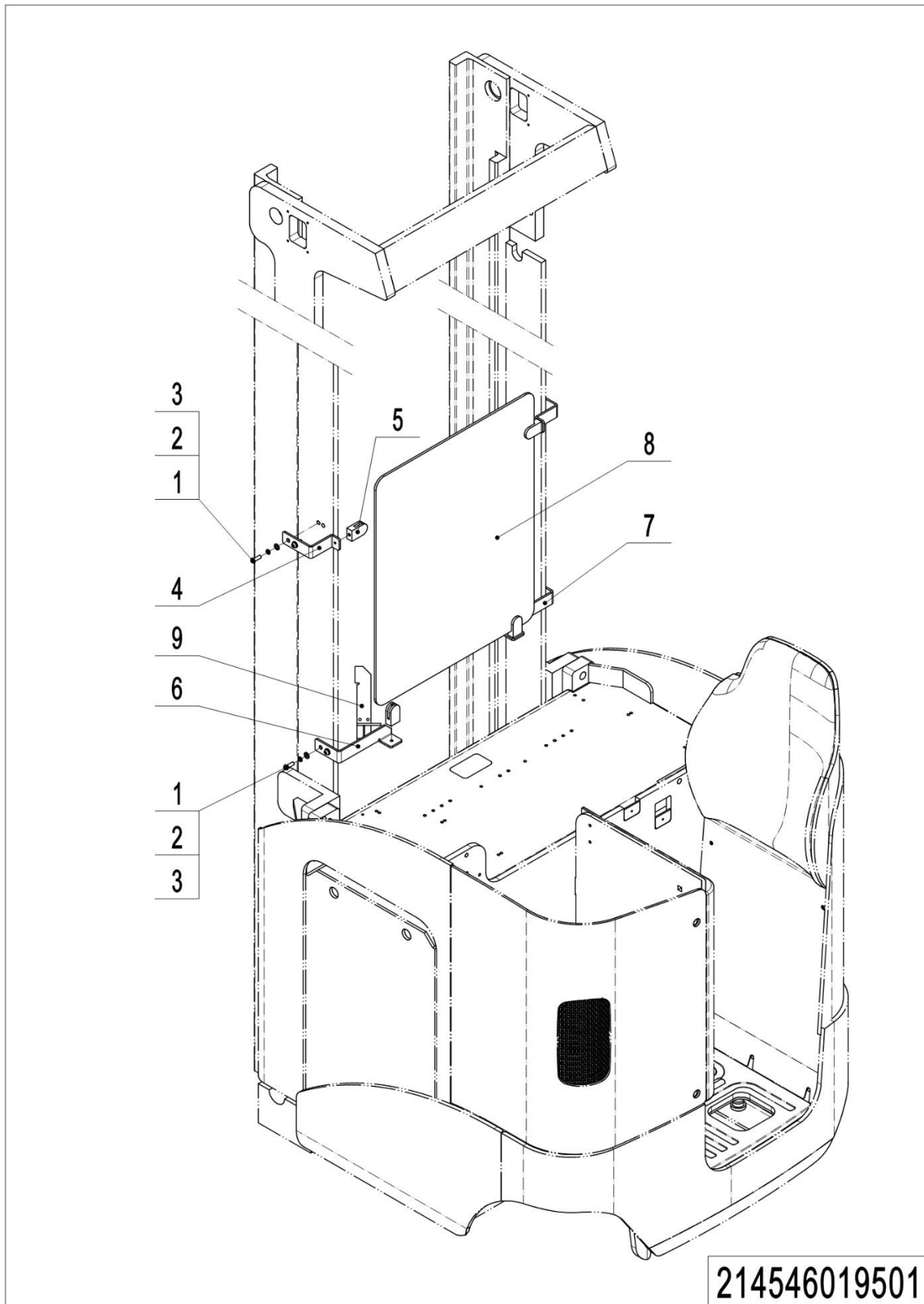
04 Mast Hydraulic Unit (214546044504) Continuation 1



1=package supply; 2=restrict supply; 3=phasing-out supply; 4=supply as assembly; 5=check other tables.

04 Mast Hydraulic Unit (214546044504) Continuation 1

No.	Item Code	Mark	Item Description	Qty.	Substitute	Note
21	214544520088		Hose	2		7500
21	214544520089		Hose	2		8500
21	214544520090		Hose	2		9500
21	214544520091		Hose	2		10500
21	214544540017		Hose	2		11000
21	214544540007		Hose	2		11500
22	214544520052		Valve Block	1		
23	910200200060	1	Screw	2		
24	214544520016		Plate	2		
25	910200200035	1	Screw	6		
26	910400500005	1	Spring Washer	6		
27	910400100005	1	Flat Washer	6		
28	910800100124		O-Ring	10		
29	214544520078		Steel Tube	1		
30	214544520079		Steel Tube	1		
31	214544520092		Hose	2		4500
31	214544520093		Hose	2		4920
31	214544520094		Hose	2		6500
31	214544520095		Hose	2		7500
31	214544520096		Hose	2		8500
31	214544520097		Hose	2		9500
31	214544520098		Hose	2		10500
31	214544540018		Hose	1		11000
31	214544540008		Hose	1		11500

05 Plexiglass Protection (214546019501)

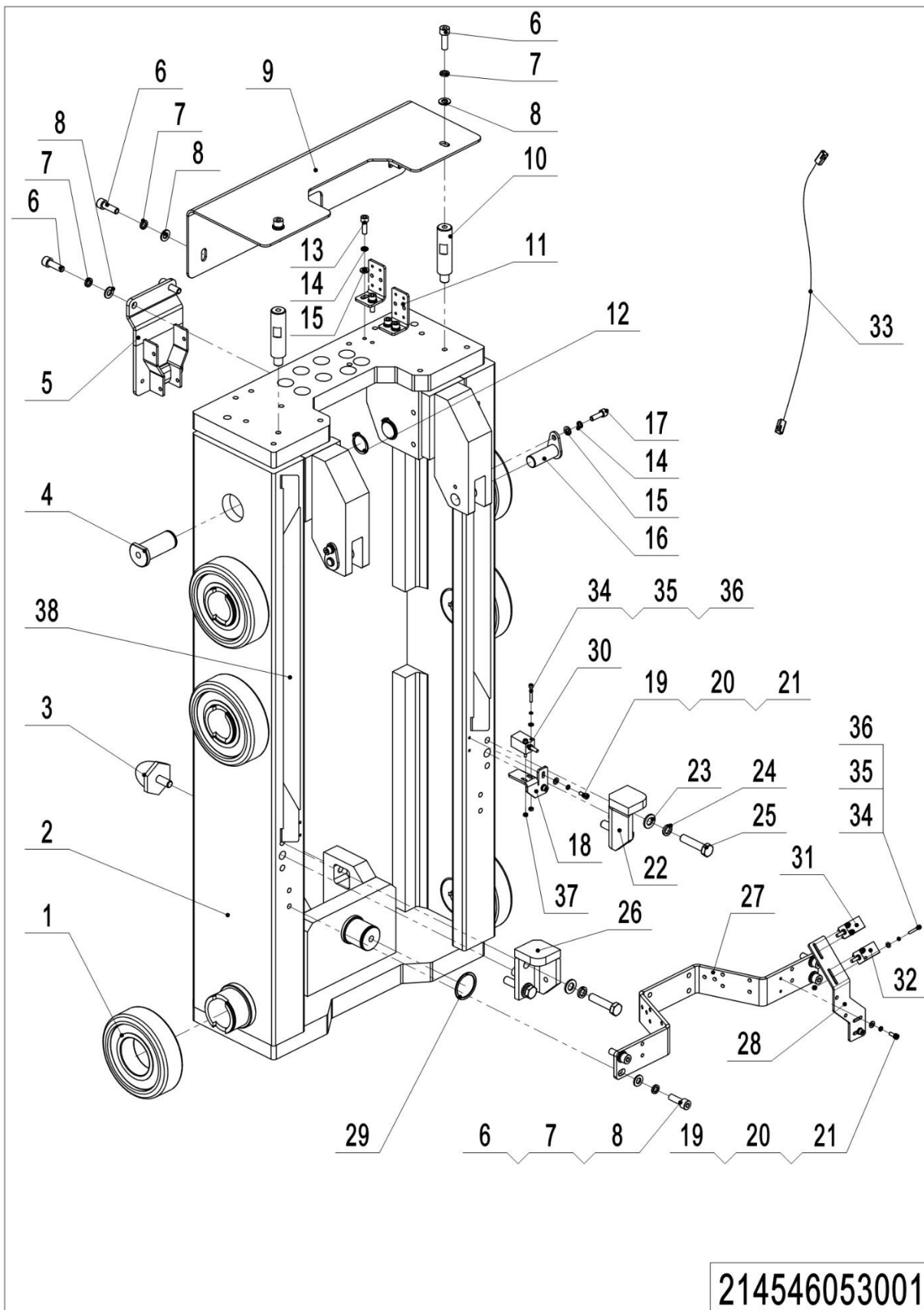
1=package supply; 2=restrict supply; 3=phasing-out supply; 4=supply as assembly; 5=check other tables.

05 Plexiglass Protection (214546019501)

No.	Item Code	Mark	Item Description	Qty.	Substitute	Note
1	910200300026	1	Screw	8		
2	910400500006	1	Spring Washer	8		
3	910400100006	1	Flat Washer	8		
4	214544520166		Fixing Plate	2		
5	214544510082		Support base	4		
6	214519510000		Mounting Base	1		
7	214544520168		Mounting Base	1		
8	214544520171		Guard Plate	1		
9	940400600005		Tension springs	1		

Chapter 5: Pantograph Structure (Double Pantograph)

01 Pantograph Structure (Back) (214546053001)

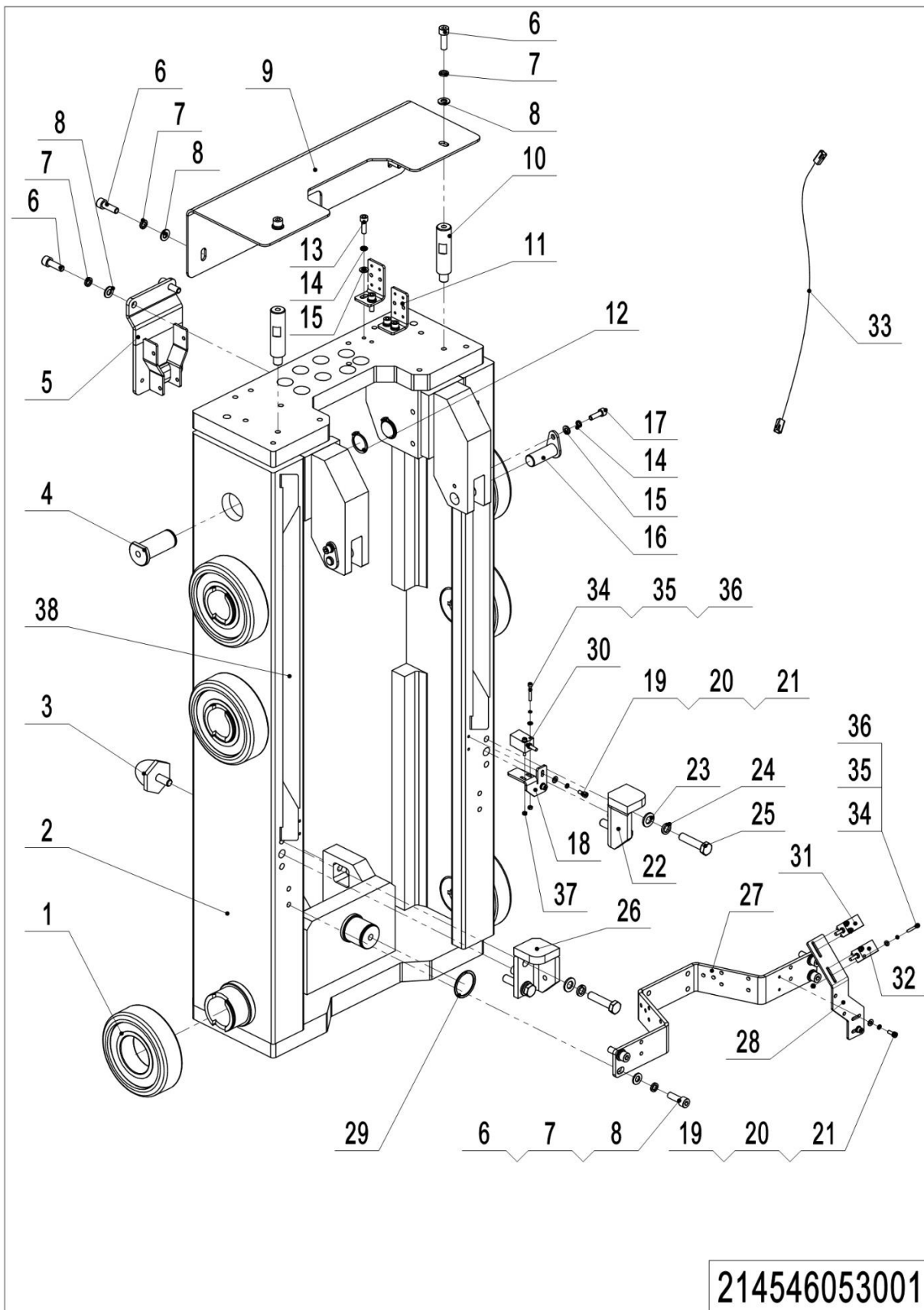


1=package supply; 2=restrict supply; 3=phasing-out supply; 4=supply as assembly; 5=check other tables.

01 Pantograph Structure (Back) (214546053001)

No.	Item Code	Mark	Item Description	Qty.	Substitute	Note
1	940200300060		Compound Roller Φ 124.30	6		
2	214053010001		Pantograph Structure (Back)	1		
3	212144520242		Crash Pad	2		
4	214553010031		Pin	2		
5	214553010024		Baffle	1		
6	910200200058	1	Screw	10		
7	910400500006	1	Spring Washer	10		
8	910400100006	1	Flat Washer	10		
9	214553010027		Baffle	1		
10	214553020069		Support	2		
11	214553020115		Bracket	2		
12	910401300014	1	Circlip	2		
13	910200200036	1	Screw	4		
14	910400500005	1	Spring Washer	6		
15	910400100005	1	Flat Washer	6		
16	214553010008		Pin	2		
17	910200200035	1	Screw	2		
18	214553020057		Mounting Rack	1		
19	910200200013	1	Screw	4		
20	910400100003	1	Flat Washer	4		
21	910400500003	1	Spring Washer	4		
22	214553010016		Stop Block	1		
23	910400100007	1	Flat Washer	4		
24	910400500007	1	Spring Washer	4		
25	910100300037	1	Bolt	4		
26	214553010017		Stop Block	1		
27	214553020058		Mounting Rack	1		
28	214553020068		Mounting Plate	1		
29	214553020130	1	Circlip	1		

01 Pantograph Structure (Back) (214546053001) Continuation 1

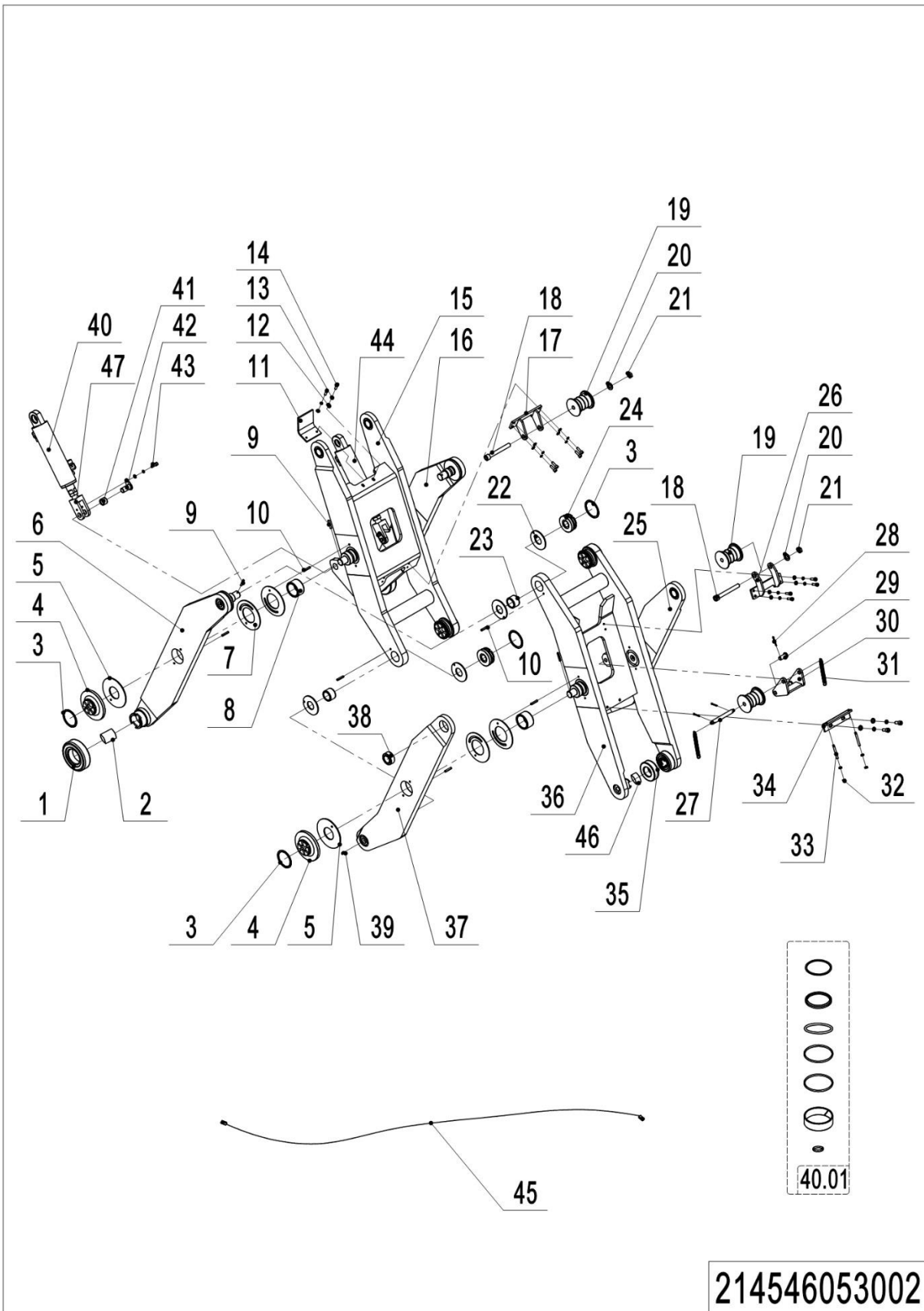


1=package supply; 2=restrict supply; 3=phasing-out supply; 4=supply as assembly; 5=check other tables.

01 Pantograph Structure (Back) (214546053001) Continuation 1

No.	Item Code	Mark	Item Description	Qty.	Substitute	Note
30	214533510000		Proximity Switch	1		Forward
31	214533510002		Proximity Switch	1		Speed limit
32	214533510001		Proximity Switch	1		Backward
33	214533010016		Wire Harness YV5	1		
34	910200200007	1	Screw	6		
35	910400500002	1	Spring Washer	6		
36	910400100002	1	Flat Washer	6		
37	910300100002	1	Nut	6		
38	214553010030		Harness guards	2		

02 Pantograph Arm (214546053002)

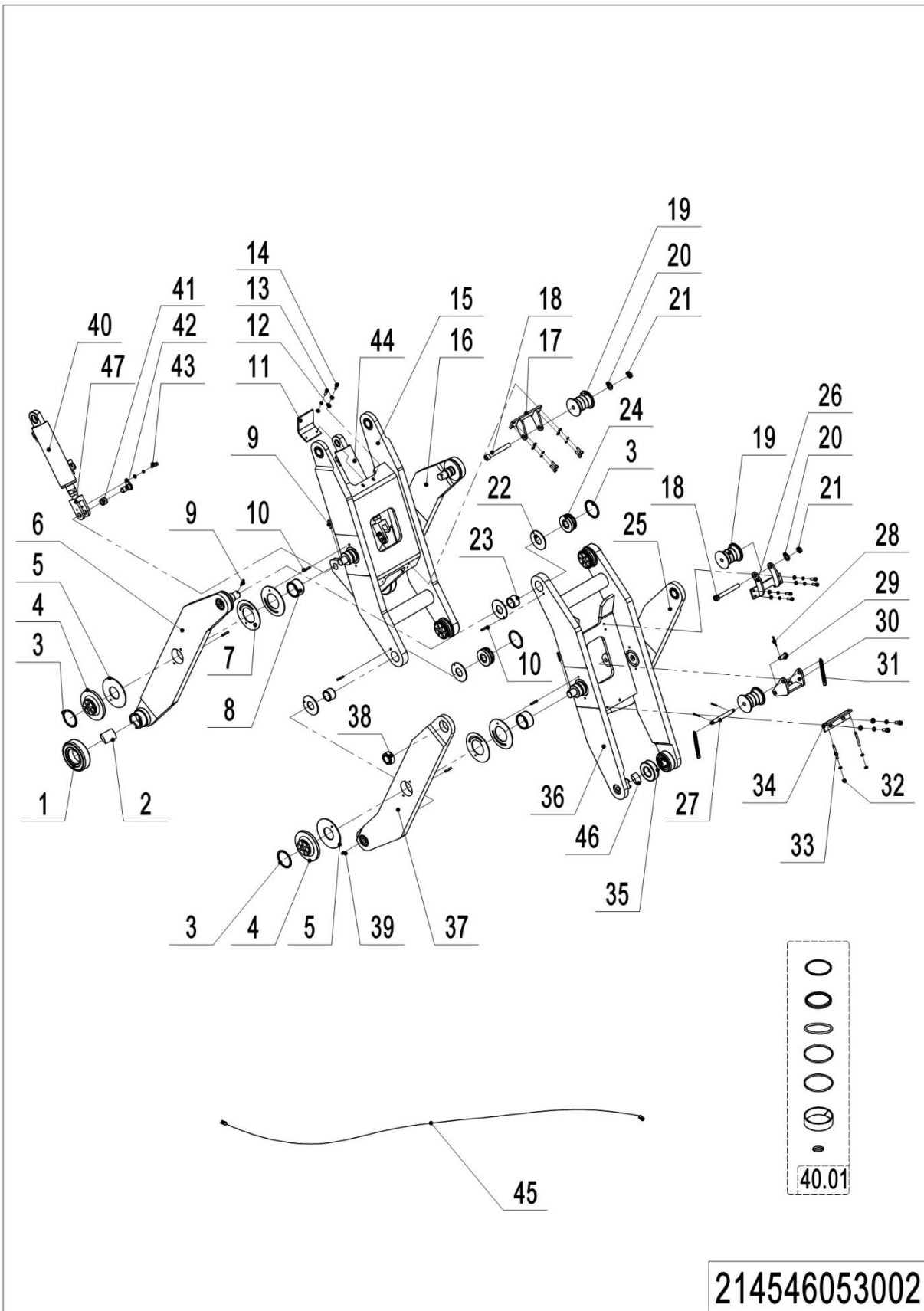


1=package supply; 2=restrict supply; 3=phasing-out supply; 4=supply as assembly; 5=check other tables.

02 Pantograph Arm (214546053002)

No.	Item Code	Mark	Item Description	Qty.	Substitute	Note
1	940200300055		Compound Roller Φ 109	2		
2	214553020098		Adjustment Block	2		
3	214553020129		Circlip	8		
4	214553020051		Flange Nut	4		
5	214553020053		Washer	4		
6	214553010015		Outer Arm(right)	1		
7	214553020055		Washer	8		
8	940500400020		Oilless Bearing Φ 45x Φ 55x30	4		
9	910600400028	1	Spring Pin	8		
10	910600400025	1	Spring Pin	16		
11	214553020070		Baffle	1		
12	910400100005	1	Flat Washer	12		
13	910400500005	1	Spring Washer	12		
14	910200200036	1	Screw	10		
15	214553010003		Inner Arm	1		
16	214553010014		Outer Arm(left)	1		
17	214553010006		Bracket	1		
18	910100100058	1	Bolt	2		
19	214553020077		Pulley Φ 52x68	3		
20	910400100008	1	Flat Washer	2		
21	910300300006	1	Nut	2		
22	214553020054		Washer	8		
23	940500400019		Oilless Bearing Φ 30x Φ 38x25	4		
24	214553020052		Flange Nut	4		
25	214553010005		Outer Arm(left)	1		
26	214553010012		Bracket	1		
27	214553020073		Pin	1		
28	910600600027	1	Cotter Pin	4		
29	214553020092		Pin	1		
30	214553010013		Carriage	1		

02 Pantograph Arm (214546053002) Continuation 1



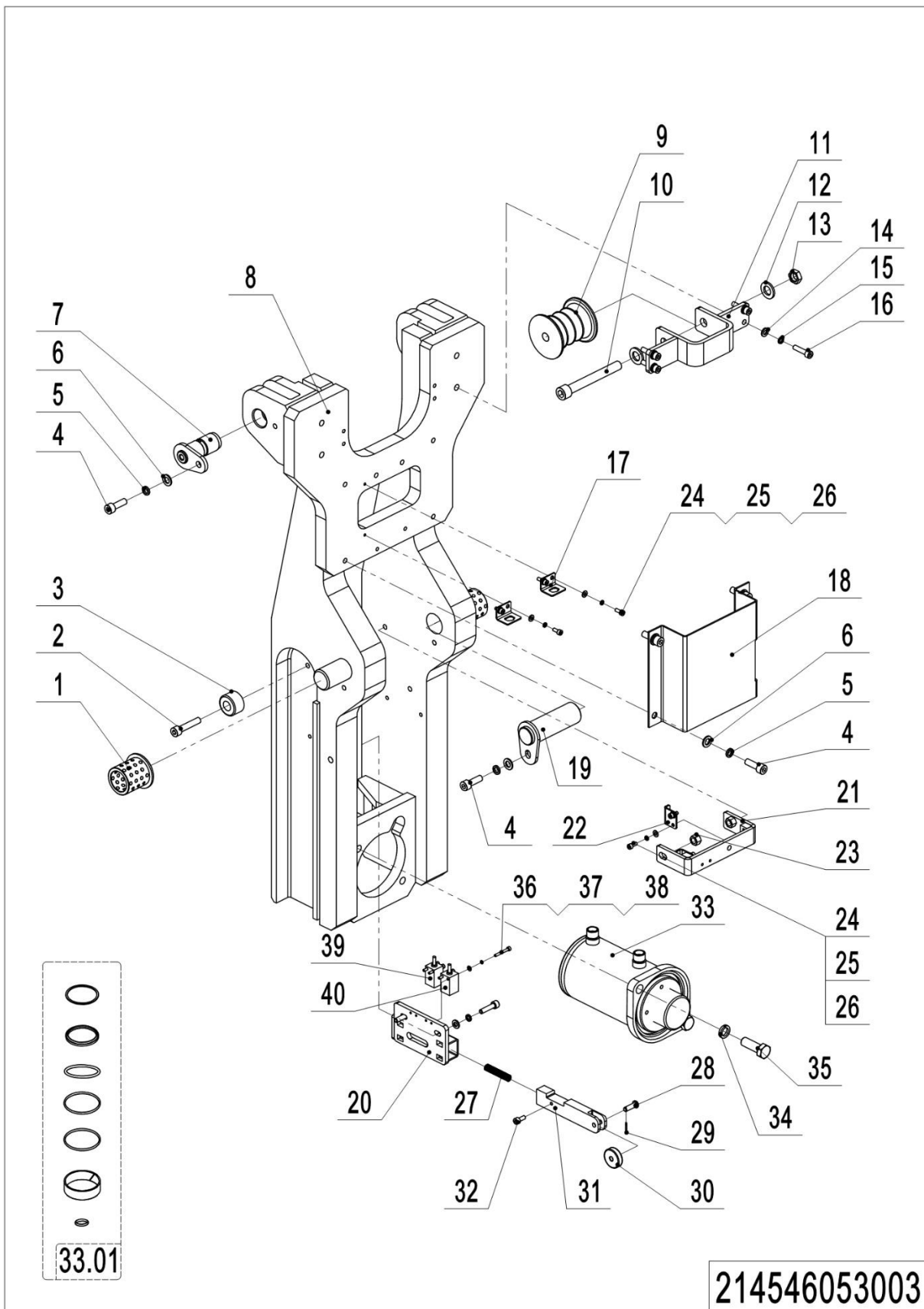
214546053002

1=package supply; 2=restrict supply; 3=phasing-out supply; 4=supply as assembly; 5=check other tables.

02 Pantograph Arm (214546053002) Continuation 1

No.	Item Code	Mark	Item Description	Qty.	Substitute	Note
31	214553020143		Spring	2		
32	910300300003	1	Nut	6		
33	214553020074		Support	2		
34	214553020071		Fixing Base	1		
35	940200100045		Main Roller Φ 70.7x Φ 35x23	2		
36	214553010002		Inner Arm	1		
37	214553010004		Outer Arm(right)	1		
38	910700900004		Bearing GB9163-GE25ES-2RS	4		
39	911200100002		Nipple	8		
40	214520010001		Cylinder	1		Reach cylinder(right)
40.01	214598510007		Seal kit	2		
41	940500400018		Oilless Bearings Φ 16x Φ 22x16	2		
42	214553010007		Pin	2		
43	910200200033	1	Screw	2		
44	214520010002		Cylinder	1		Reach cylinder(left)
45	214533010015		Wire Harness	1		
46	214553020097		Adjustment block	2		
47	214520020000		Hinge seats	1		Left
47	214520020002		Hinge seats	1		Right

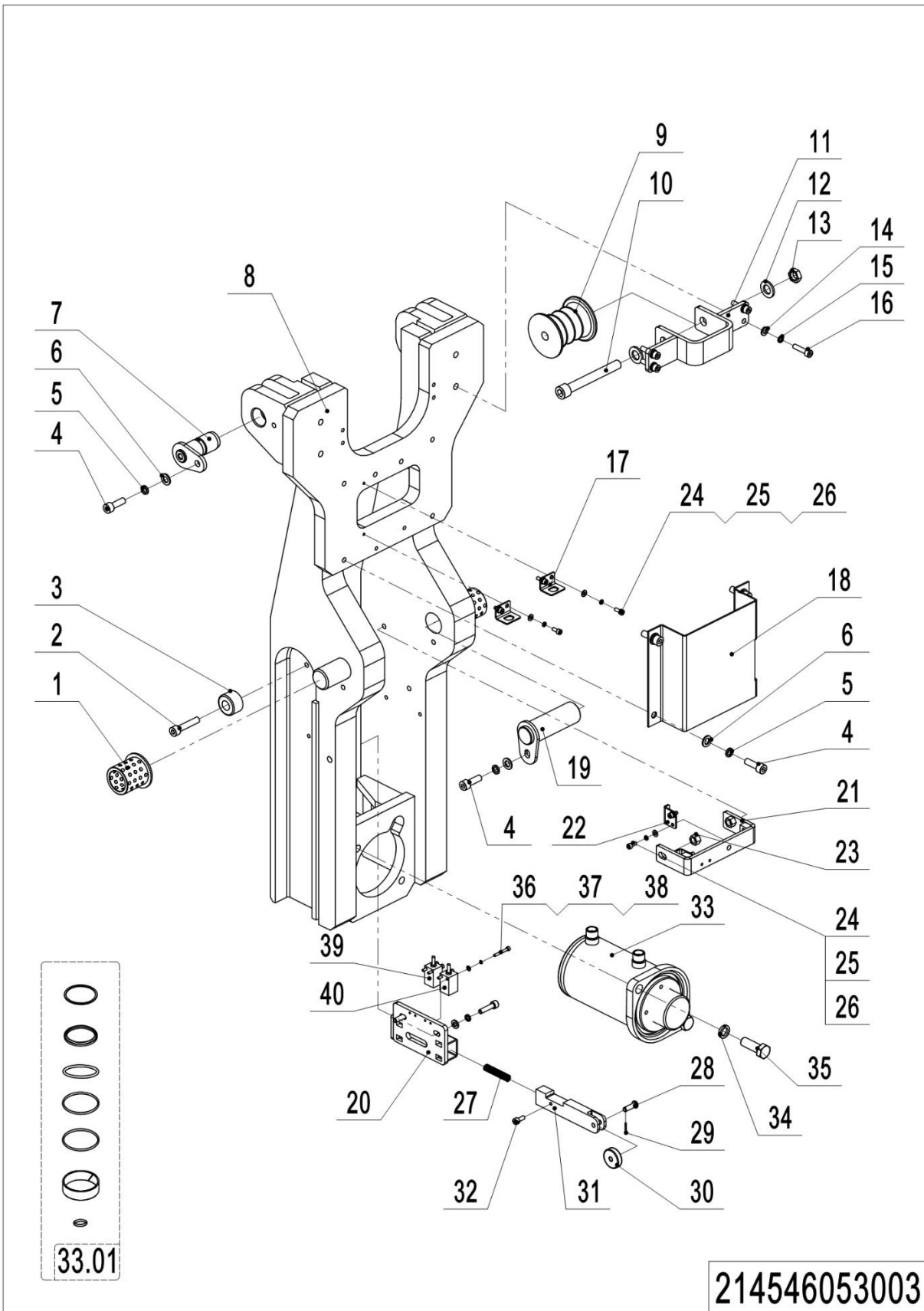
03 Pantograph Structure (Front) (214546053003)



03 Pantograph Structure (Front) (214546053003)

No.	Item Code	Mark	Item Description	Qty.	Substitute	Note
1	940500400031		Oilless Bearings Φ 30x Φ 40x43	2		
2	910200200061	1	Screw	2		
3	532621520062		Crash Pad	2		
4	910200200058	1	Screw	8		
5	910400500006	1	Spring Washer	8		
6	910400100006	1	Flat Washer	8		
7	214553010009		Pin	2		
8	214553010000		Pantograph Structure (Front)	1		
9	214553020077		Pulley Φ 52x68	1		
10	910100100058	1	Bolt	1		
11	214553010023		Bracket	1		
12	910400100008	1	Flat Washer	2		
13	910300300006	1	Nut	1		
14	910400100005	1	Flat Washer	6		
15	910400500005	1	Spring Washer	6		
16	910200200038	1	Screw	6		
17	921300300003		Holder	2		
18	214553010026		Protective Cover	1		
19	212138010003		Pin	2		
20	214553010021		Mounting Rack	1		
21	214553010022		Bracket	1		
22	214553020114		Pipe Clip	2		
23	910300100006	1	Nut	2		
24	910200200013	1	Screw	2		
25	910400100003	1	Flat Washer	2		
26	910400500003	1	Spring Washer	2		
27	214553020080		Spring	1		
28	214553020110		Pin	1		
29	910600600005	1	Cotter Pin	1		
30	214553020108		Roller	1		

03 Pantograph Structure (Front) (214546053003) Continuation 1

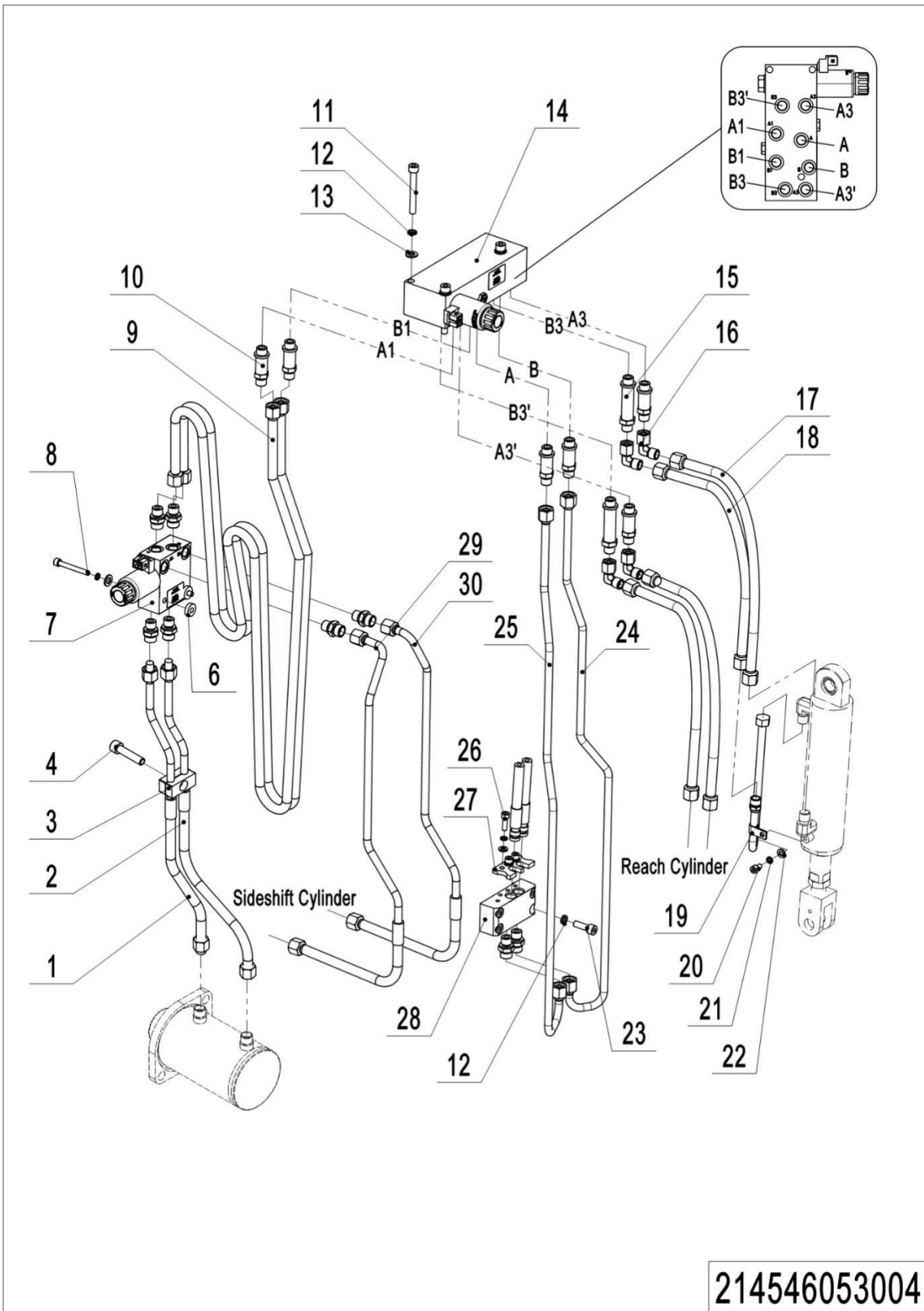


1=package supply; 2=restrict supply; 3=phasing-out supply; 4=supply as assembly; 5=check other tables.

03 Pantograph Structure (Front) (214546053003) Continuation 1

No.	Item Code	Mark	Item Description	Qty.	Substitute	Note
31	214553020107		Induction Block	1		
32	910200200022	1	Screw	1		
33	214520510000		Cylinder	1		
33.01	214598510009		Seal kit	1		
34	910400500008	1	Spring Washer	2		
35	910200200099	1	Screw	2		
36	910200200007	1	Screw	6		
37	910400500002	1	Spring Washer	6		
38	910400100002	1	Flat Washer	6		
39	214533510004		Proximity Switch	1		Back
40	214533510003		Proximity Switch	1		Front

04 Pantograph Hydraulic Unit (214546053004)



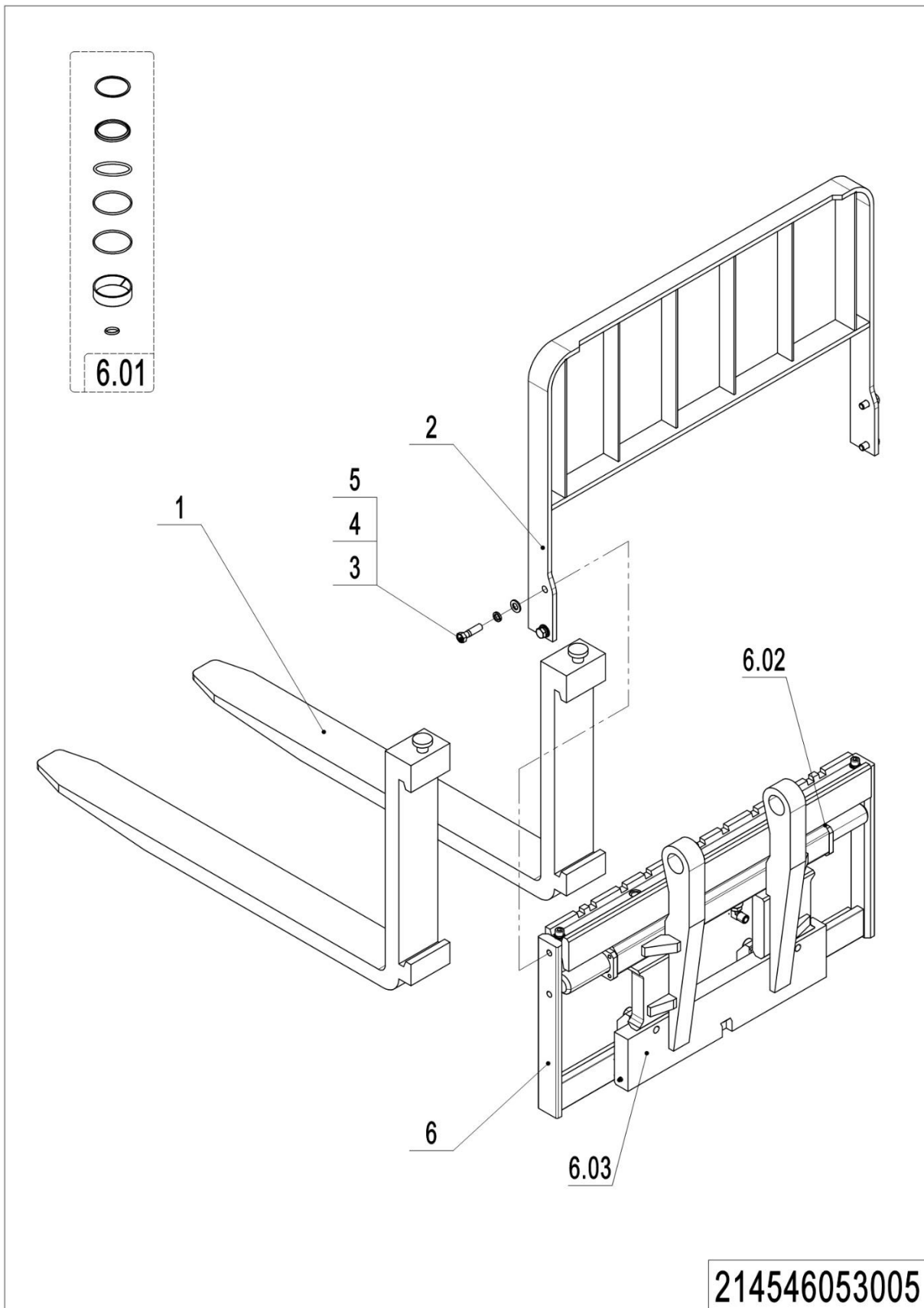
214546053004

1=package supply; 2=restrict supply; 3=phasing-out supply; 4=supply as assembly; 5=check other tables.

04 Pantograph Hydraulic Unit (214546053004)

No.	Item Code	Mark	Item Description	Qty.	Substitute	Note
1	214553020099		Hose	1		
2	214553020100		Hose	1		
3	201044520027		Pipe Clip	2		
4	910200200057	1	Screw	1		
5	950400400001		Joint	8		
6	910400100007	1	Flat Washer	2		
7	950600100038		Hydraulic Valve	1		
8	910200200043	1	Screw	2		
9	214553020089		Hose	2		
10	214553020123		Adapter	6		
11	910200200066	1	Screw	3		
12	910400500019	1	Spring Washer	7		
13	910400100006		Flat Washer	3		
14	950600100039		Hydraulic Valve	1		
15	214553020122		Adapter	2		
16	950400200002		Joint	4		
17	214553020124		Hose	2		
18	214553020125		Hose	2		
19	214553020128		Steel Tube	1		Reach cylinder(right)
19	214553020132		Steel Tube	1		Reach cylinder(left)
20	910200200032	1	Screw	2		
21	910400500005	1	Spring Washer	5		
22	910400100005	1	Flat Washer	5		
23	910200200058	1	Screw	4		
24	214553020121		Steel Tube	1		
25	214553020120		Steel Tube	1		
26	910200200035	1	Screw	2		
27	214553020060		Plate	1		
28	214553020059		Valve Block	1		
29	214553020102		Hose	1		
30	214553020101		Hose	1		

1=package supply; 2=restrict supply; 3=phasing-out supply; 4=supply as assembly; 5=check other tables.

05 Fork Carriage (214546053005)

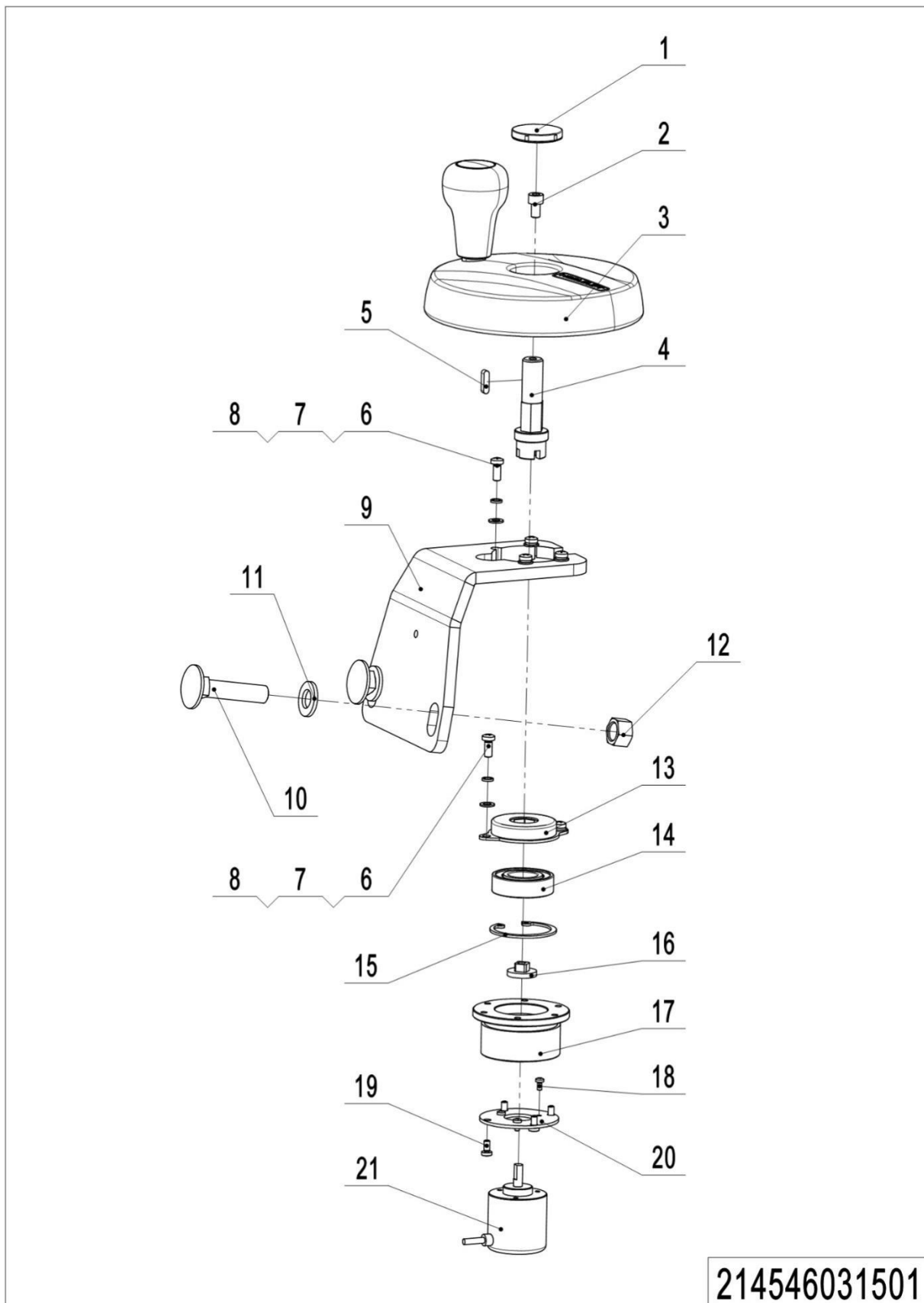
1=package supply; 2=restrict supply; 3=phasing-out supply; 4=supply as assembly; 5=check other tables.

05 Fork Carriage (214546053005)

No.	Item Code	Mark	Item Description	Qty.	Substitute	Note
1	940100100090		Fork 100x40x920(2T)	1		
1	940100100065		Fork 100x40x1070(2T)	1		
1	940100100067		Fork 100x40x1150(2T)	1		
1	940100100066		Fork 100x40x1220(2T)	1		
1	940100100085		Fork 100x40x1370(2T)	1		
2	212140530002		Load Backrest(818)	1		
3	910100300050	1	Bolt	4		
4	910400500008	1	Spring Washer	4		
5	910400100008	1	Flat Washer	4		
6	940100200011		Side Shifter	1		
6.01	214598510008		Seal Kit	1		
6.02	214540520006		Wear-resistant blocks	2		
6.03	214540520005		Wear-resistant blocks	2		

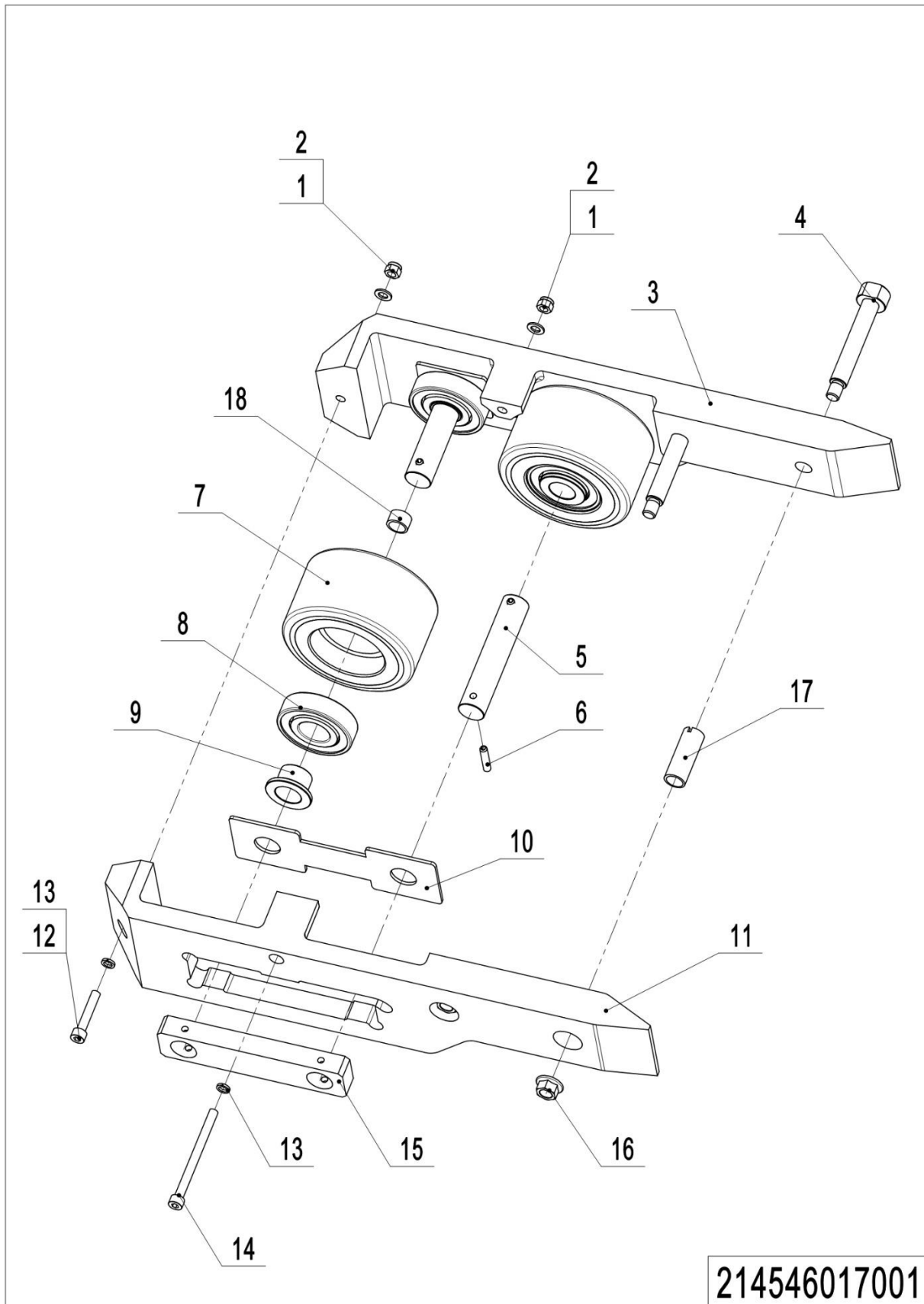
Chapter 6: Steering System and Wheels

01 Steering Wheel (214546031501)



01 Steering Wheel (214546031501)

No.	Item Code	Mark	Item Description	Qty.	Substitute	Note
1	212131520006		Washer	1		
2	910200400015	1	Screw	1		
3	940801700001		Handwheel	1		
4	212131520005		Axle	1		
5	910600800004	1	Flat Key	1		
6	910200500038	1	Screw	6		
7	910400100004	1	Flat Washer	6		
8	910400500004	1	Spring Washer	6		
9	214531520000		Fixing Plate	1		
10	910100900004	1	Bolt	2		
11	910400100008	1	Flat Washer	2		
12	910300100008	1	Nut	2		
13	271531511021		Rotary Damper	1		
14	910700200004		Bearing GB276-6004-2RS	1		
15	910401400012	1	Circlip	1		
16	505931520002		Link Block	1		
17	212131520007		Bracket	1		
18	910200500009	1	Screw	3		
19	910200500021	1	Screw	4		
20	212131520008		Fixing Plate	1		
21	921800200039		Potentiometer	1		

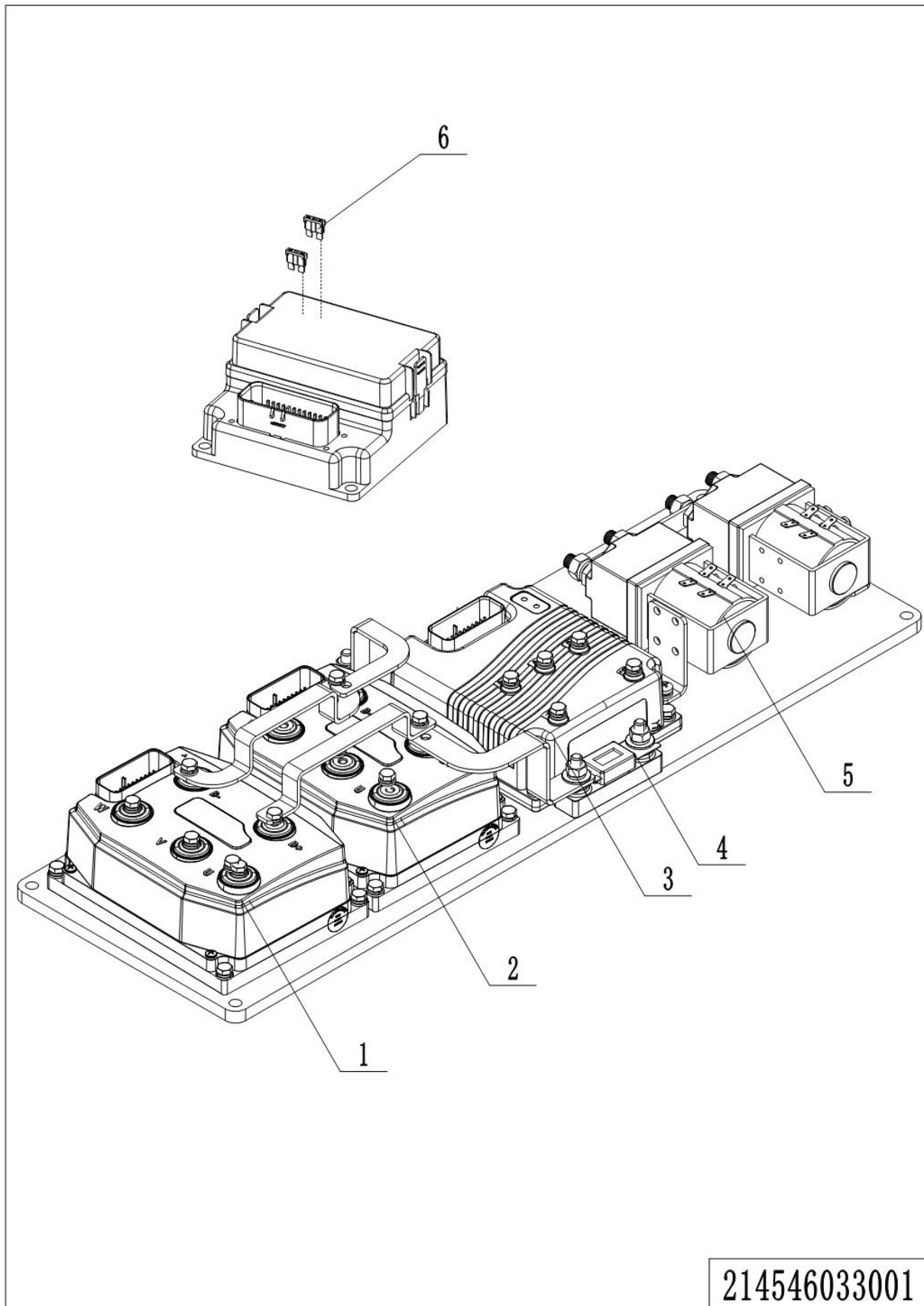
02 Load wheel (214546017001)

02 Load wheel (214546017001)

No.	Item Code	Mark	Item Description	Qty.	Substitute	Note
1	910400100006	1	Flat Washer	2		
2	910300500004	1	Nut	2		
3	214517020012		Fixing Plate	1		Left (outer)
3	214517020005		Fixing Plate	1		Right (outer)
4	214517020009		Pin	2		
5	214517020002		Axle	2		
6	910600400039	1	Spring Pin	2		
7	940300300057		Wheel Φ 127x74	2		
8	910700200032		Bearing GB276-6306-2RS	4		
9	214517020003		Sleeve	4		
10	214517020008		Subplate	2		
11	214517020013		Fixing Plate	1		Left (inner)
11	214517020011		Fixing Plate	1		Right (inner)
12	910200200215	1	Screw	1		
13	910400500019	1	Spring Washer	2		
14	910200200214	1	Screw	1		
15	214517020010		Fixing Plate	2		
16	910302600002	1	Nut	2		
17	214517020014		Sleeve	1		
18	214517020015		Sleeve	2		

Chapter 7: Electrical Parts

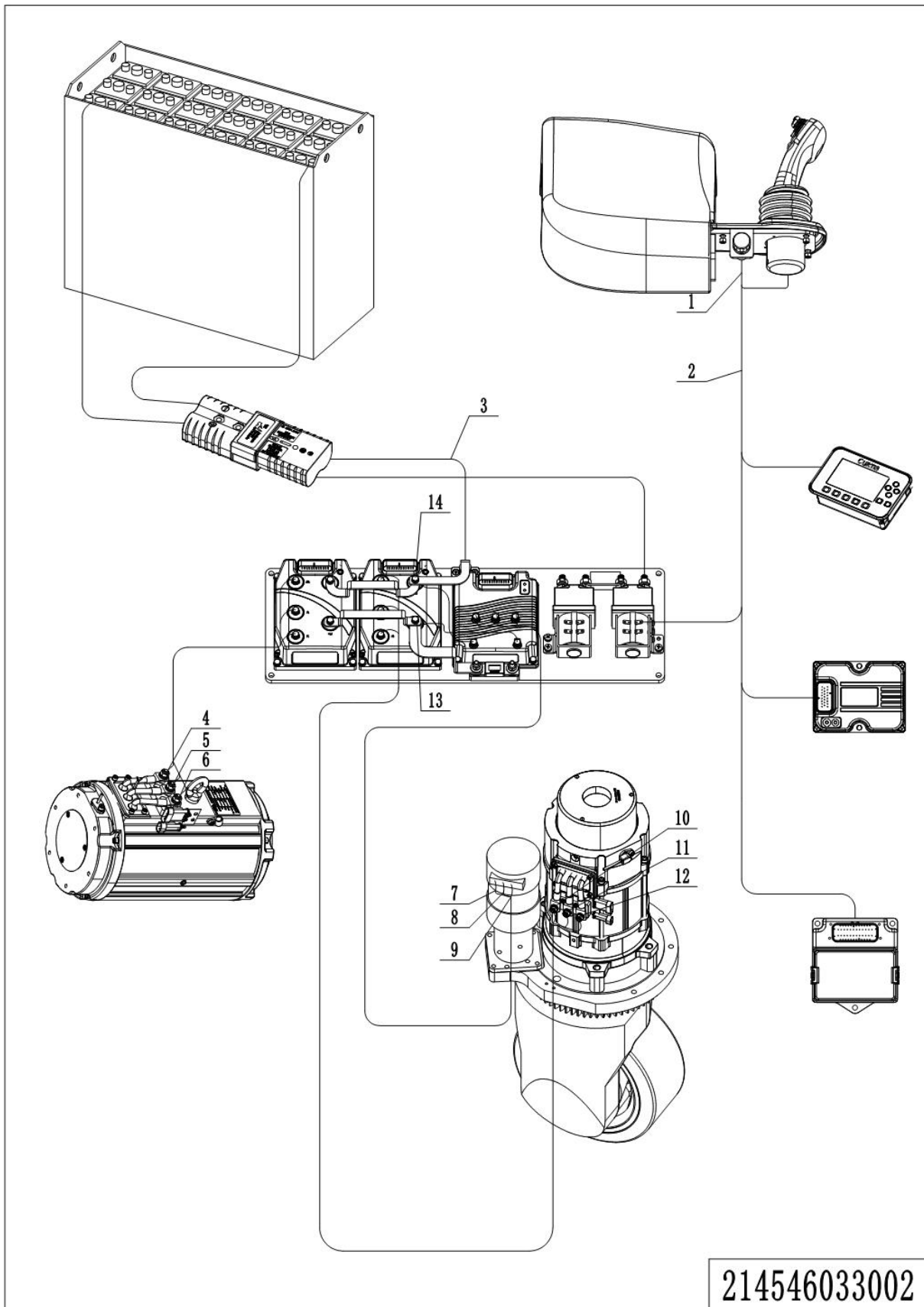
01 Controller Assembly F4A (214546033001)



1=package supply; 2=restrict supply; 3=phasing-out supply; 4=supply as assembly; 5=check other tables.

01 Controller Assembly F4A (214546033001)

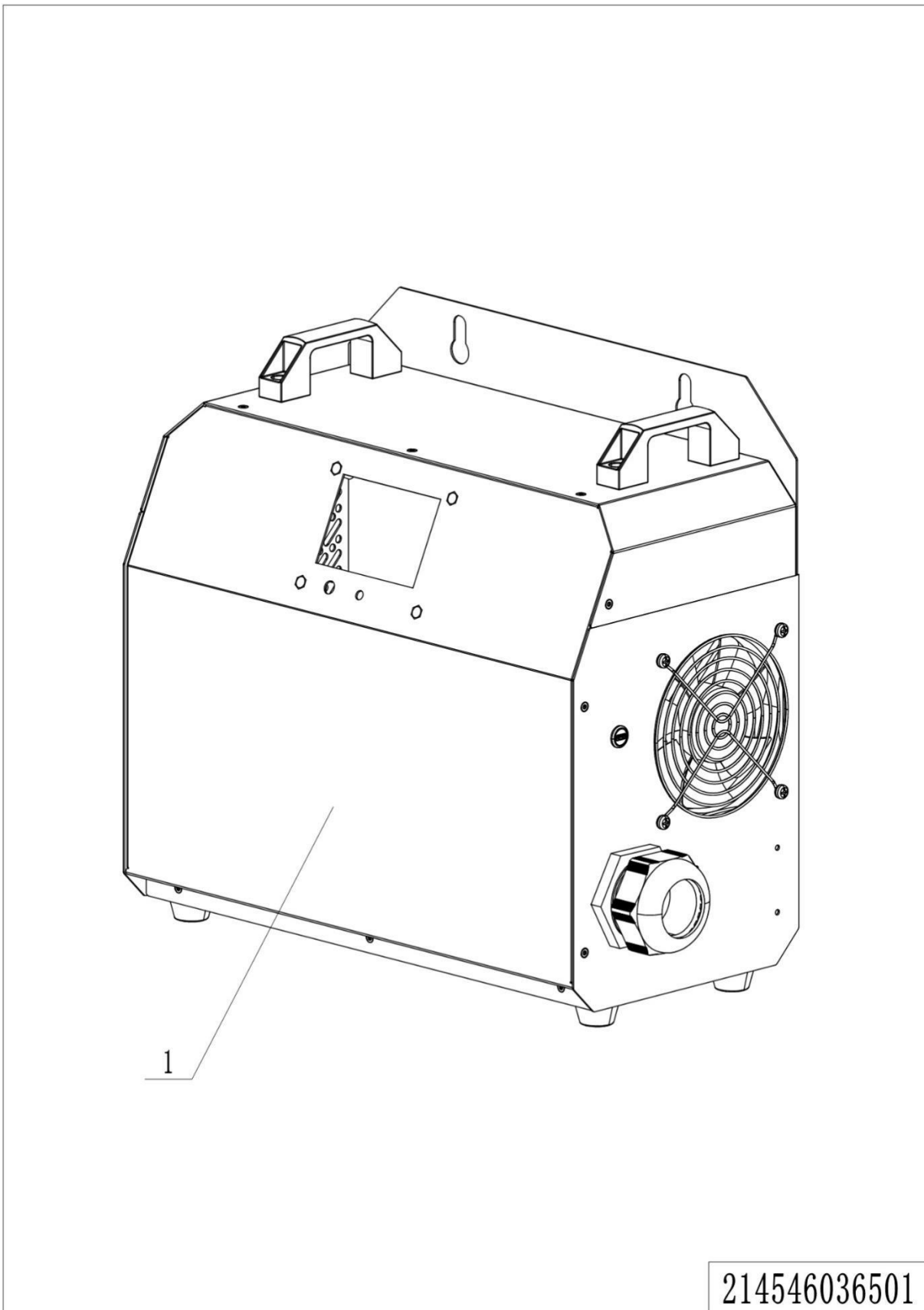
No.	Item Code	Mark	Item Description	Qty.	Substitute	Note
1	921400100184		Controller	1		Pump controller
2	921400100156		Controller	1		Traction controller
3	921400100004		Controller	1		Steering controller
4	920100100014		Fuse	1		500A
5	920700100035		Contactora	2		
6	920100200002		Fuse	5		10A

02 Wire Harness F4A (214546033002)

1=package supply; 2=restrict supply; 3=phasing-out supply; 4=supply as assembly; 5=check other tables.

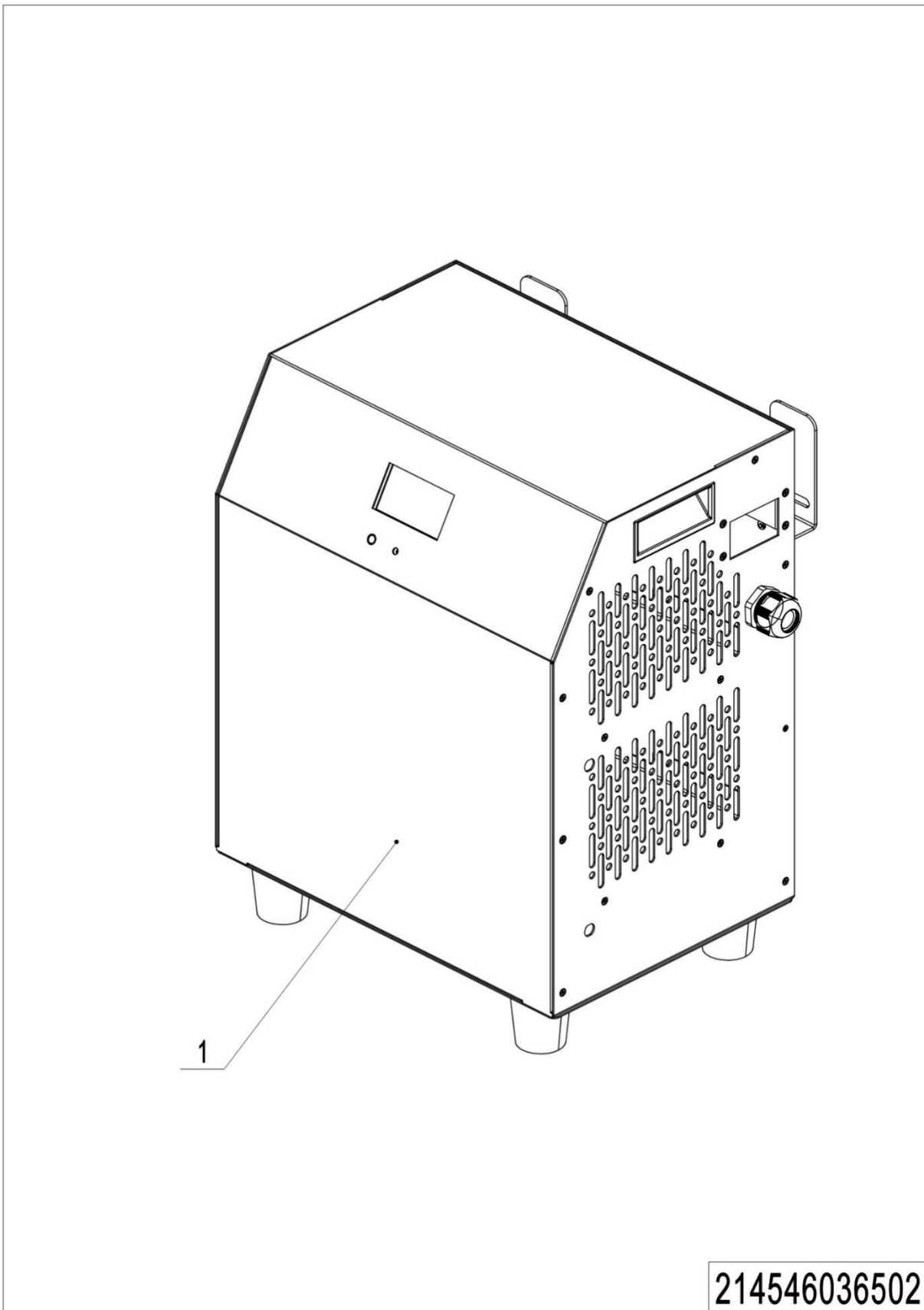
02 Wire Harness F4A (214546033002)

No.	Item Code	Mark	Item Description	Qty.	Substitute	Note
1	214533010017		Wire Harness	1		
2	214533010000		Wire Harness	1		
3	214533010010		Wire Harness	1		
4	214533010004		Cable-UP-70-6-8-780	1		
5	214533010005		Cable-VP-70-6-8-820	1		
6	214533010006		Cable-WP-70-6-8-830	1		
7	214533010007		Cable-US-6-4-6-1680	1		
8	214533010008		Cable-VS-6-4-6-1650	1		
9	214533010009		Cable-WS-6-4-6-1630	1		
10	214533010001		Cable-UT-50-6-8-1300	1		
11	214533010002		Cable-VT-50-6-8-1300	1		
12	214533010003		Cable-WT-50-6-8-1300	1		
13	214533010012		Cable-B6+-6-6-6-200	1		
14	214533010013		Cable-B3--6-6-6-150	1		

03 Lead-acid Battery Charger-1 (214546036501)

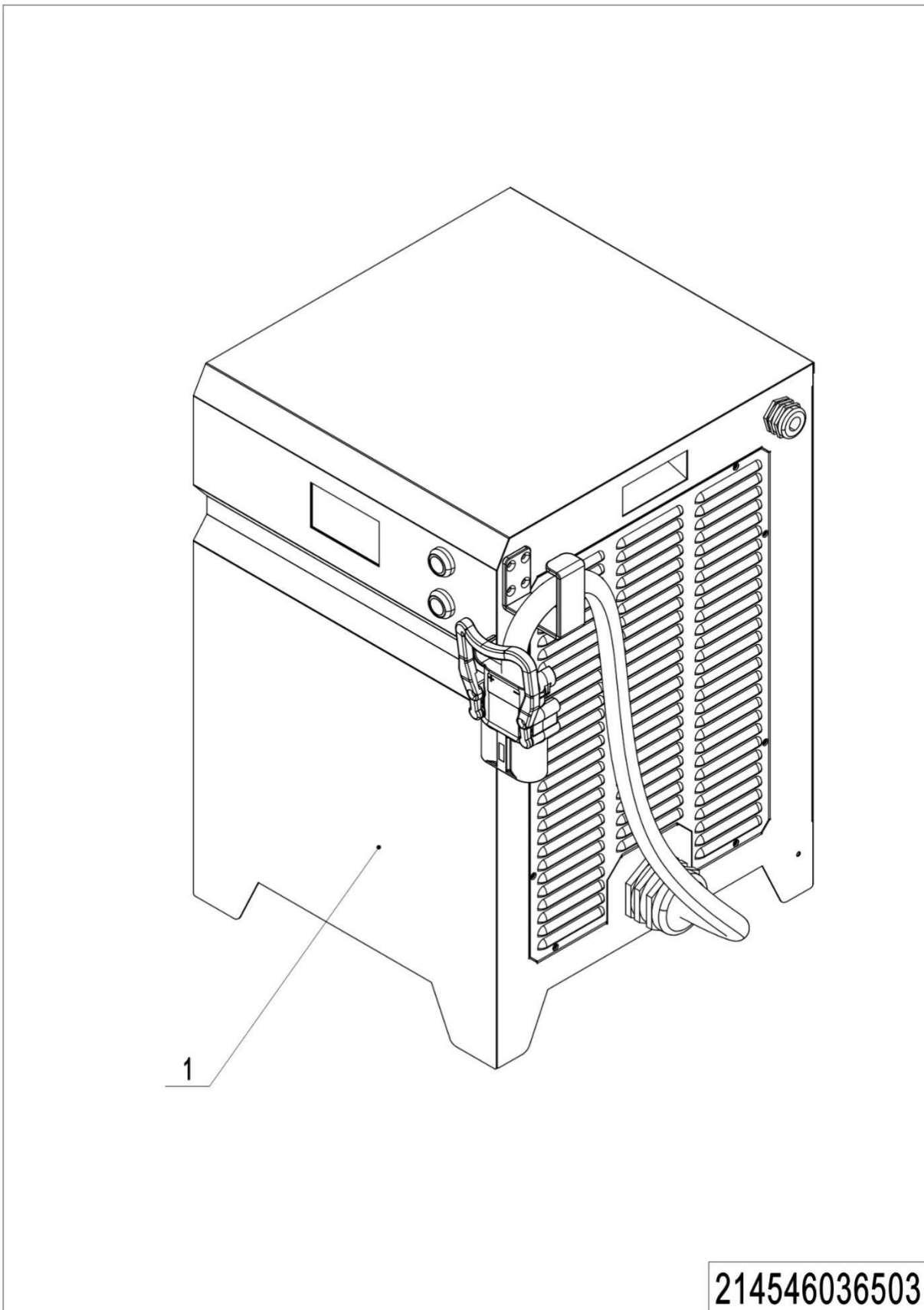
03 Lead-acid Battery Charger-1 (214546036501)

No.	Item Code	Mark	Item Description	Qty.	Substitute	Note
1	921000200835		Charger 36V100A	1		US,480V
2	921000200837		Charger 36V120A	1		US,480V
3	921000200792		Charger 36V100A	1		Aisa-ENG,380V
4	921000200793		Charger 36V120A	1		Aisa-ENG,380V

04 Lead-acid Battery Charger-2 (214546036502)

04 Lead-acid Battery Charger-2 (214546036502)

No.	Item Code	Mark	Item Description	Qty.	Substitute	Note
1	921000200834		Charger 36V100A	1		US,220V
2	921000200836		Charger 36V120A	1		US,220V

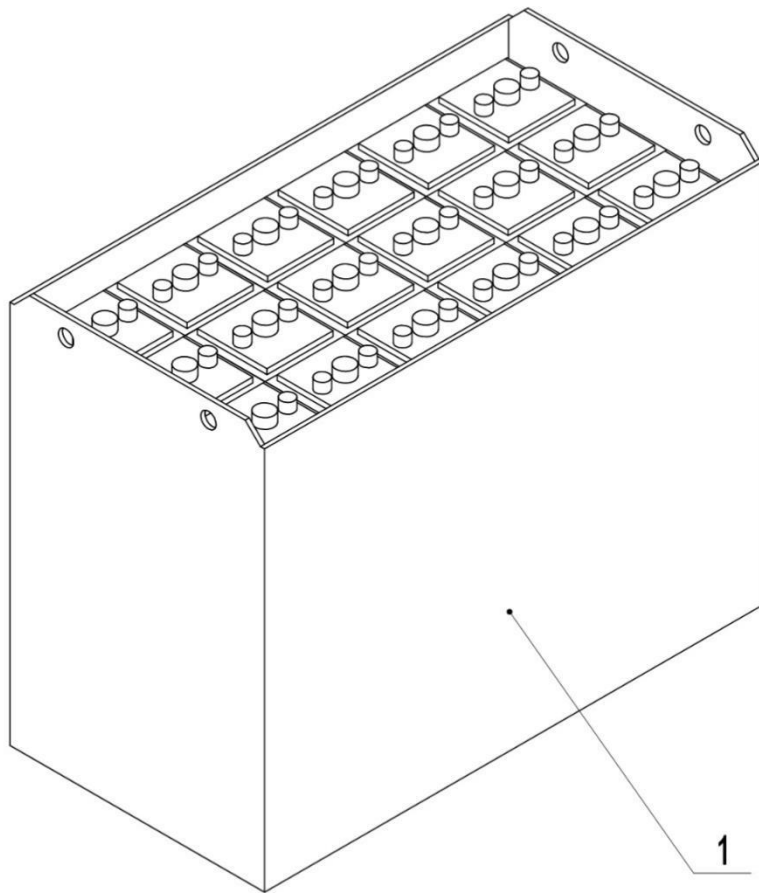
05 Lithium Battery Charger (214546036503)

05 Lithium Battery Charger (214546036503)

No.	Item Code	Mark	Item Description	Qty.	Substitute	Note
1	921000200830		ChargerADY36V180A	1		US,220V
2	921000200831		ChargerADY36V180A	1		US,480V

Chapter 8: Special Parts

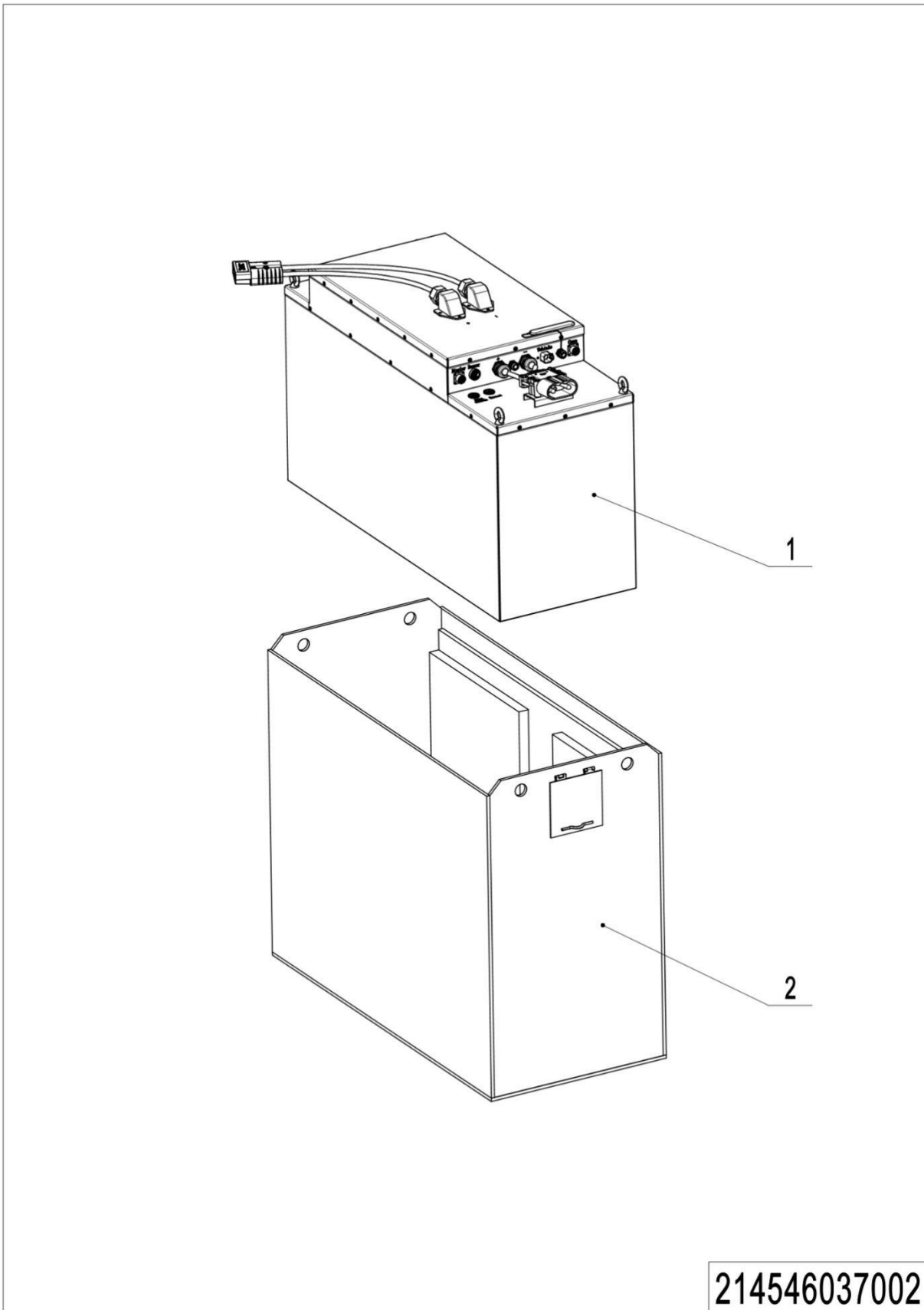
01 Lead-acid Battery (214546037001)



214546037001

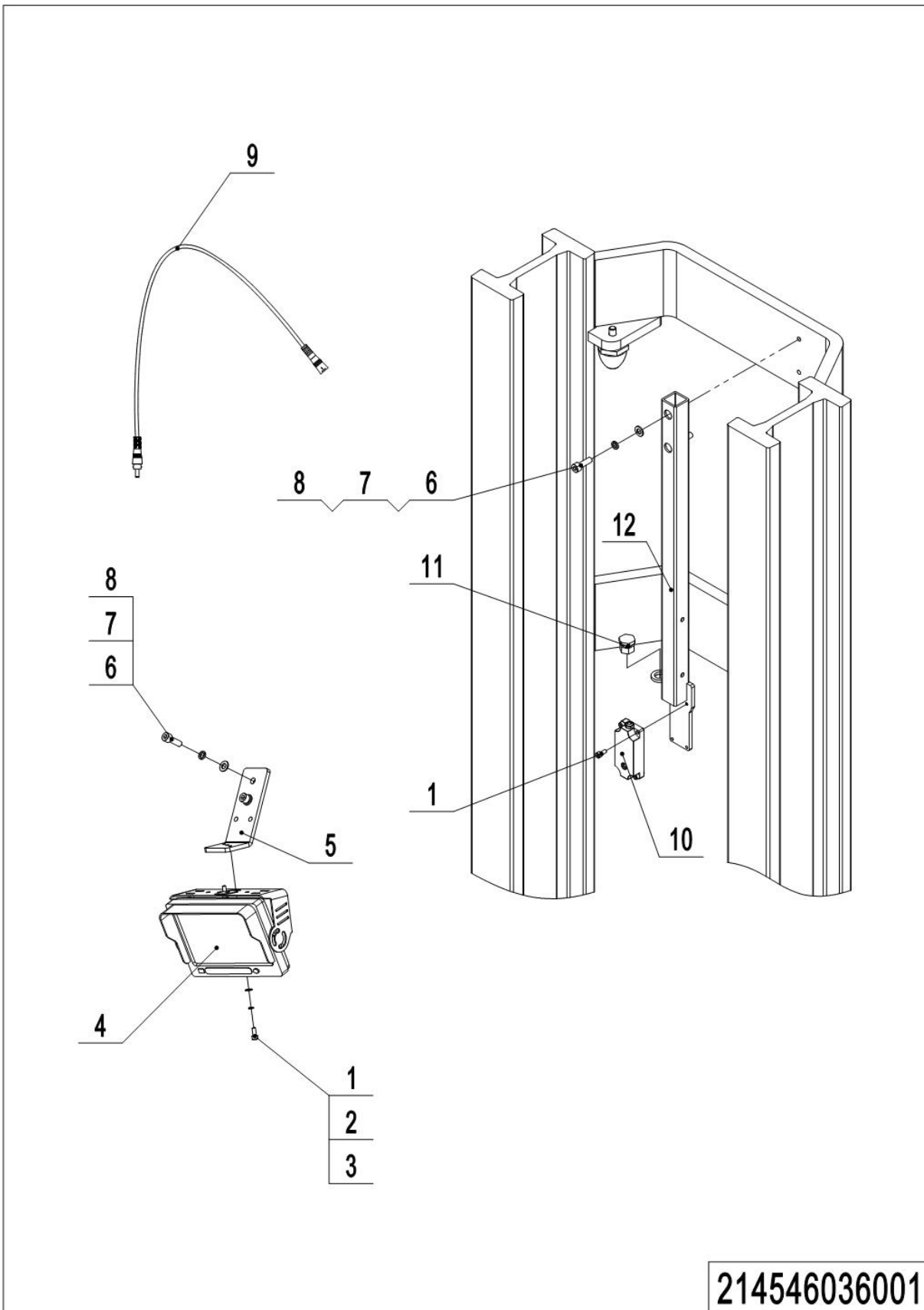
01 Lead-acid Battery (214546037001)

No.	Item Code	Mark	Item Description	Qty.	Substitute	Note
1	214537010000		Battery 36V700Ah	1		
1	214537010001		Battery 36V700Ah(welded)	1		
1	214537010002		Battery 36V800Ah	1		
1	214537010003		Battery 36V800Ah(welded)	1		
1	214537010004		Battery 36V900Ah	1		
1	214537010005		Battery 36V900Ah(welded)	1		
1	214537010006		Battery 36V600Ah	1		
1	214537010007		Battery 36V600Ah(welded)	1		

02 Lithium Battery (214546037002)

02 Lithium Battery (214546037002)

No.	Item Code	Mark	Item Description	Qty.	Substitute	Note
1	920600100635		Battery 36V554Ah	1		
2	214537010011		Weight Box	1		600
2	214537010008		Weight Box	1		700
2	214537010009		Weight Box	1		800
2	214537010010		Weight Box	1		900

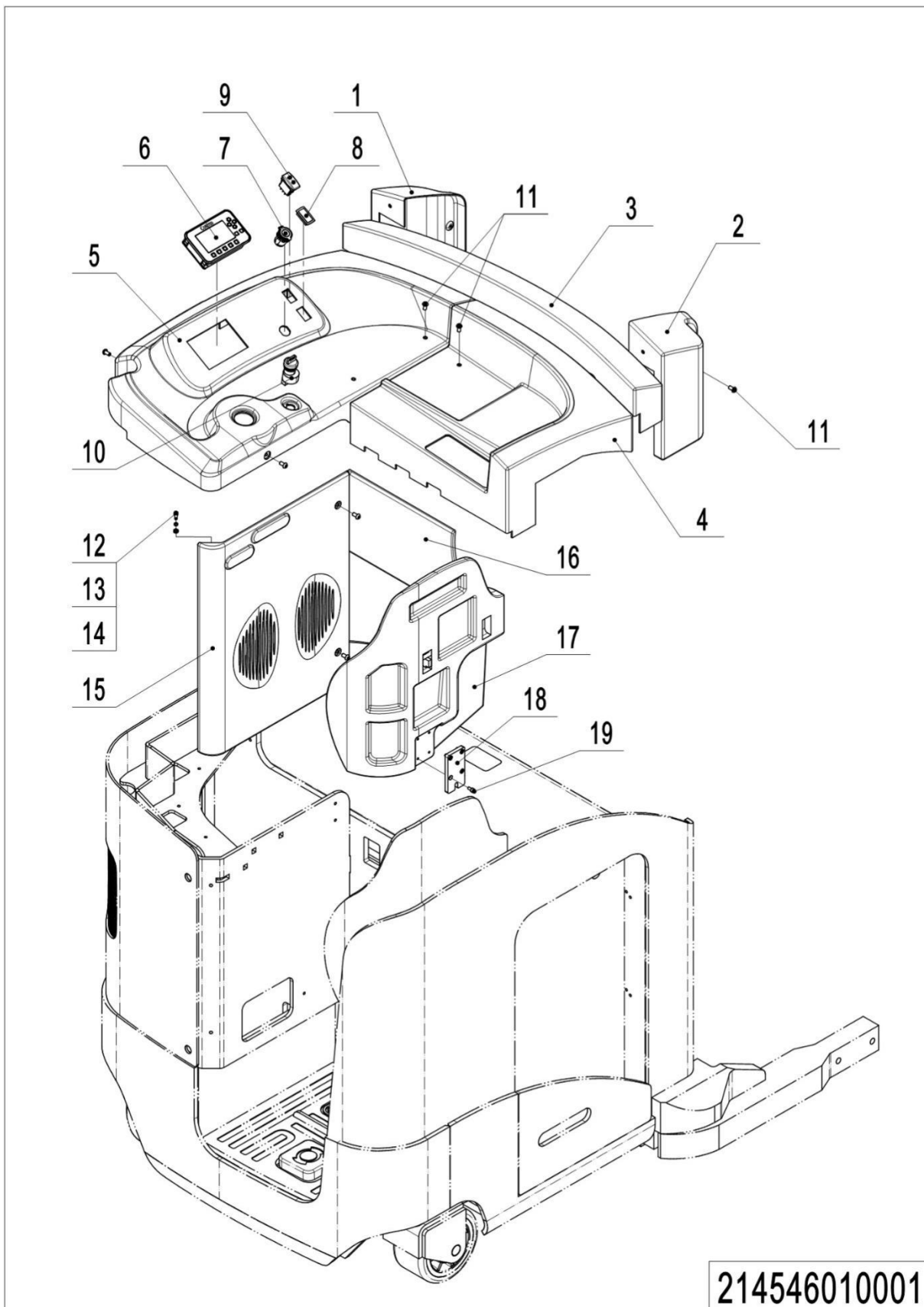
03 Camera (214546036001)

03 Camera (214546036001)

No.	Item Code	Mark	Item Description	Qty.	Substitute	Note
1	910200200022	1	Screw	6		
2	910400500004	1	Spring Washer	2		
3	910400100004	1	Flat Washer	2		
4	921100100144		Display	1		
4	921100100143		Display	1		256G SD card
5	214536020003		Mounting Plate	1		
6	910200200058	1	Screw	4		
7	910400500006	1	Spring Washer	4		
8	910400100006	1	Flat Washer	4		
9	921500100267		Wire	1		
10	921100100145		Camera CWHD-23E2M-1080P	1		
11	921300200001		Cable Clamp UC-1	1		
12	214536010000		Mounting Plate	1		

Chapter 9: Others

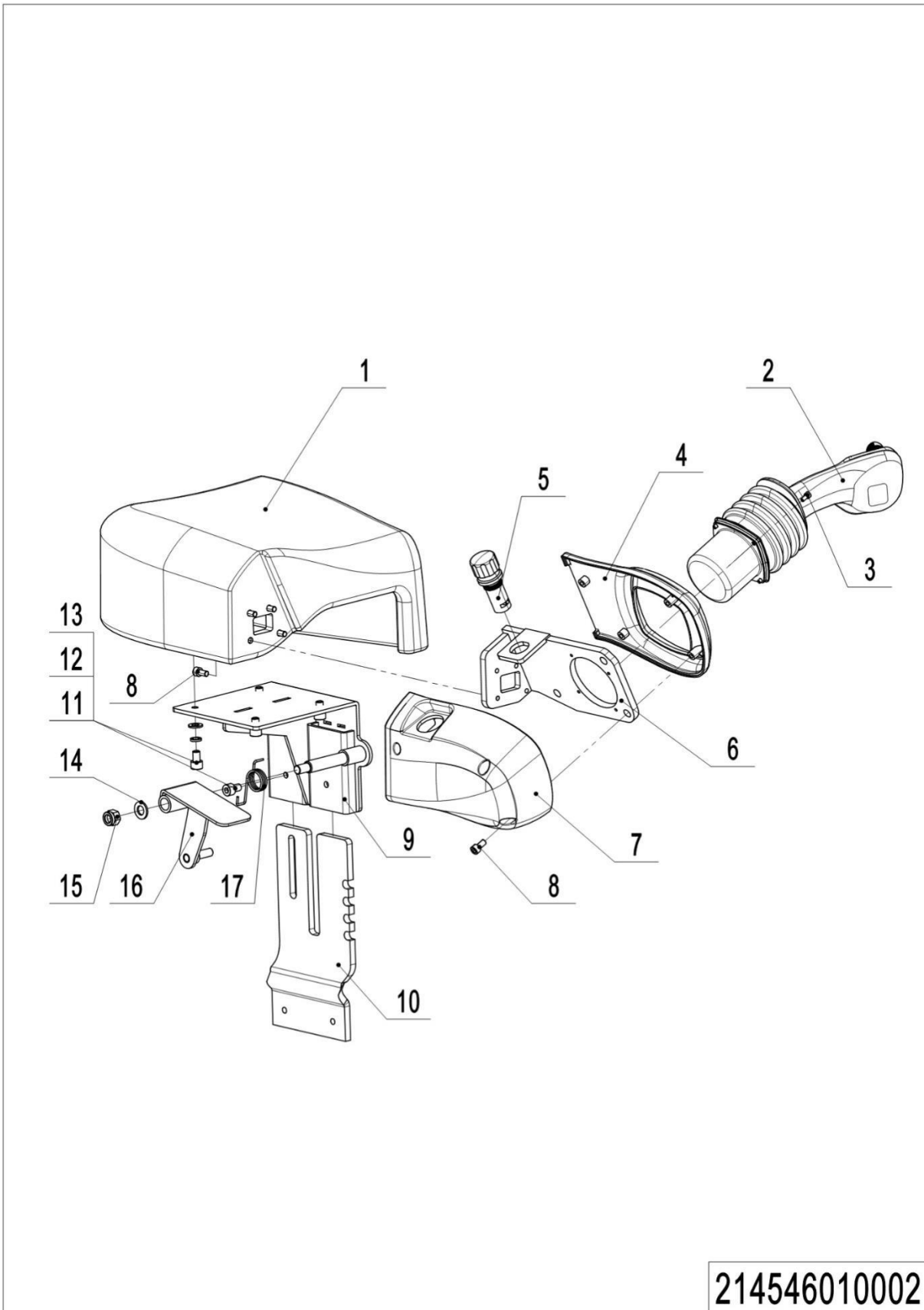
01 Control Panel (214546010001)



1=package supply; 2=restrict supply; 3=phasing-out supply; 4=supply as assembly; 5=check other tables.

01 Control Panel (214546010001)

No.	Item Code	Mark	Item Description	Qty.	Substitute	Note
1	214510020012		Side Cover(left)	1		
2	214510020011		Side Cover(right)	1		
3	214510020001		Cover	1		Chassis D
3	214510020002		Cover	1		Chassis E
4	214510020003		Cover	1		
5	214510020004		Cover	1		
6	921100100118		Display	1		
7	921900100022		Converter	1		
8	920200800046		Close Plate	1		
9	920200800021		Rocker Switch	1		
10	920200200042		Key Switch	1		Lead-acid
10	212734001000		Key Switch	1		Lithium
11	910200300031	1	Screw	8		
12	910200200036	1	Screw	2		
13	910400500005	1	Spring Washer	2		
14	910400100005	1	Flat Washer	2		
15	214510020014		Cushion	1		
16	214510020013		Cushion	1		
17	214510020008		Backrest	1		
18	214510020038		Press Plate	1		
19	910200200033	1	Screw	4		

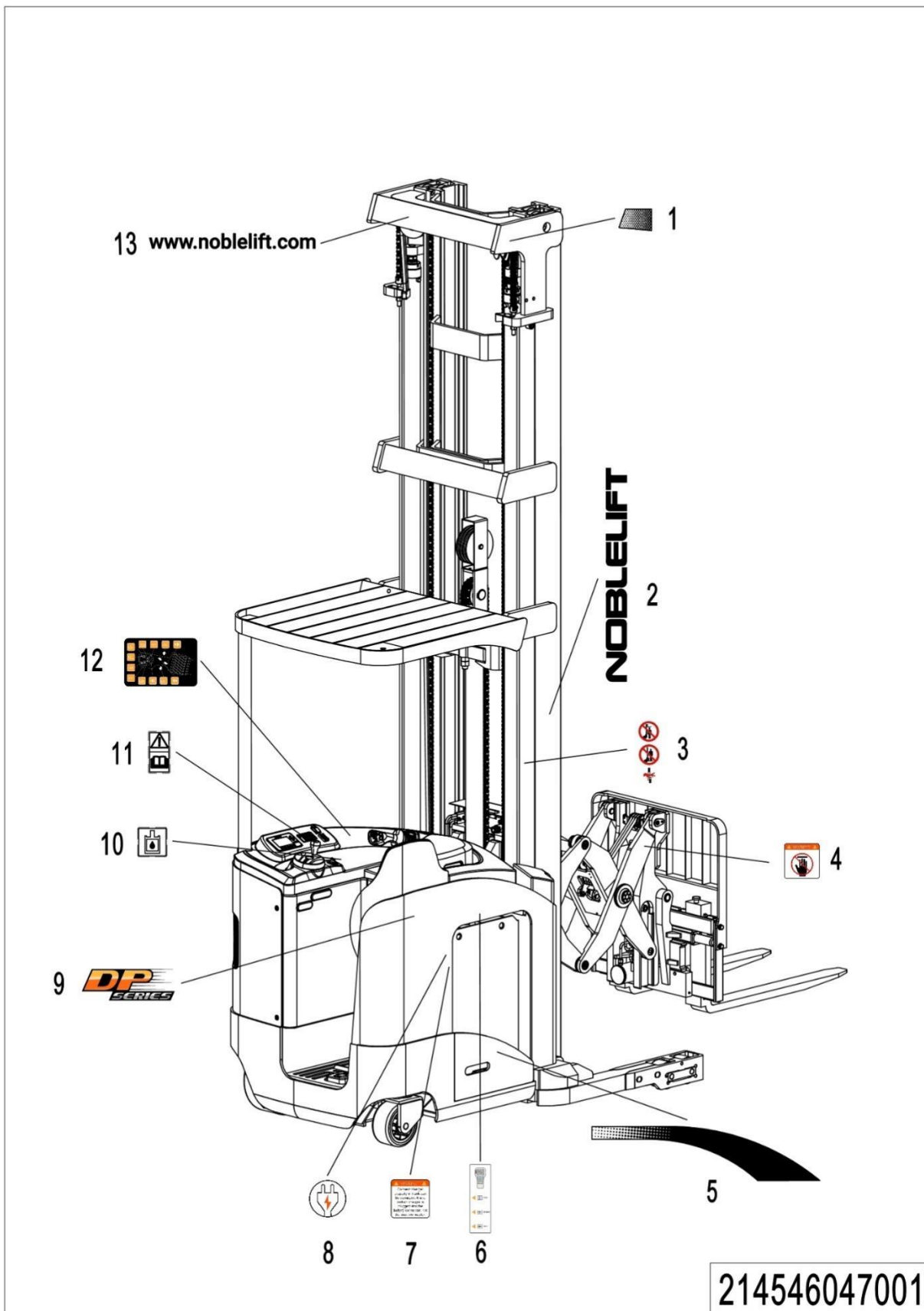
02 Elbow Rest Assembly (214546010002)

1=package supply; 2=restrict supply; 3=phasing-out supply; 4=supply as assembly; 5=check other tables.

02 Elbow Rest Assembly (214546010002)

No.	Item Code	Mark	Item Description	Qty.	Substitute	Note
1	214510020005		Cover	1		
2	214533510006		Handle	1		
3	910200200012	1	Screw	4		
4	214510020006		Cover	1		
5	920200100015		Emergency Button	1		
6	214510010000		Mounting Plate	1		
7	214510020007		Cover	1		
8	910200200033	1	Screw	8		
9	214510010001		Bracket	1		
10	214510020036		Mounting Plate	1		
11	910200200053	1	Screw	5		
12	910400500006	1	Spring Washer	4		
13	910400100006	1	Flat Washer	4		
14	910400100007	1	Flat Washer	1		
15	910300500005	1	Nut	1		
16	214510010002		Mounting Rack	1		
17	214510020028		Torsional Spring	1		

03 Labels and Decals-1 (214546047001)

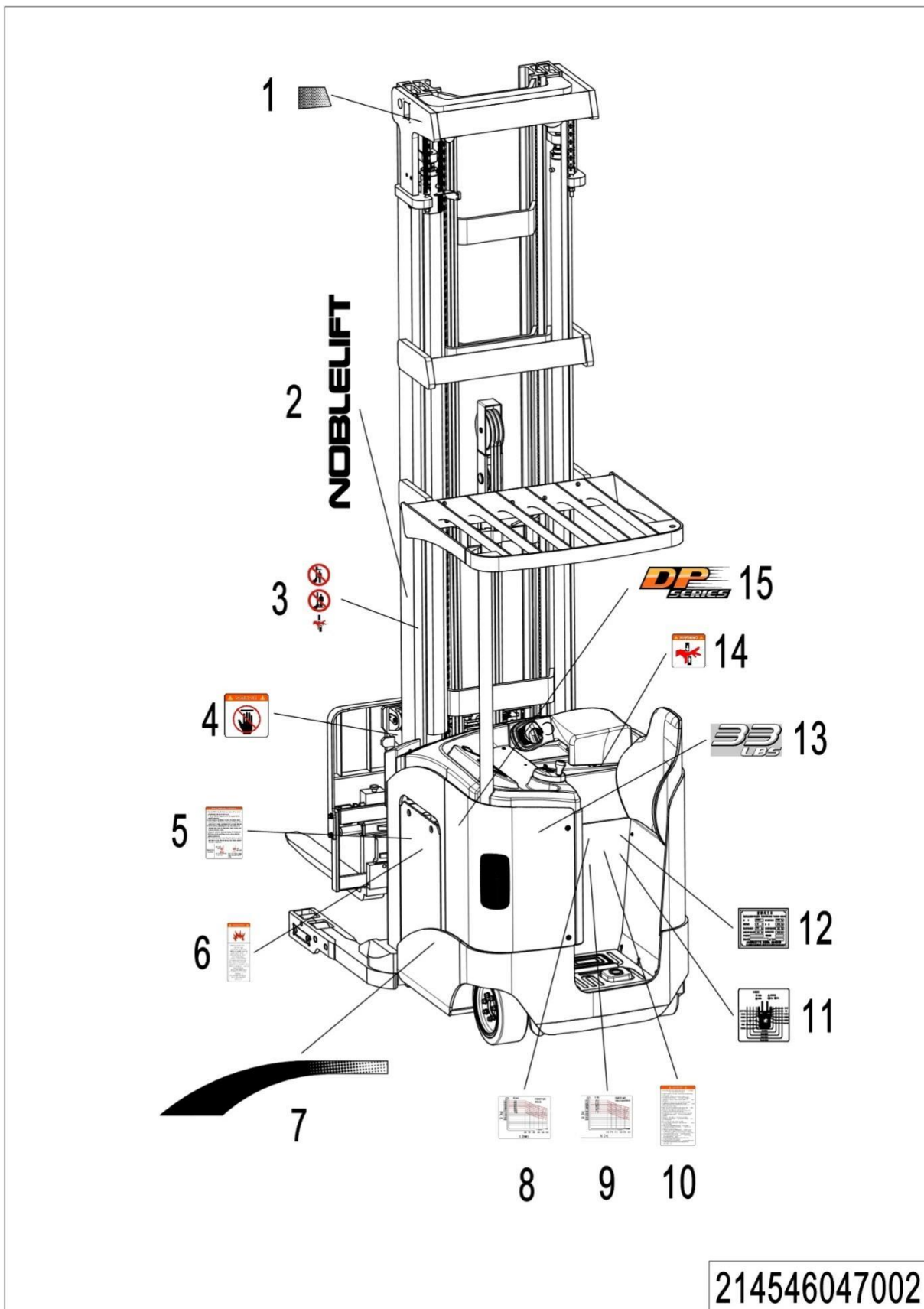


1=package supply; 2=restrict supply; 3=phasing-out supply; 4=supply as assembly; 5=check other tables.

03 Labels and Decals-1 (214546047001)

No.	Item Code	Mark	Item Description	Qty.	Substitute	Note
1	214547020001		Label	1		
2	214547020003		Label	1		
3	214547020004		Label	1		
4	214547020005		Label	1		
5	214547020006		Label	1		
6	214547020008		Label	1		
7	214547020009		Label	1		
8	214547020010		Label	1		
9	214547020023		Label	1		
10	214547020011		Label	1		
11	214547020012		Label	1		
12	214547020013		Operating procedure	1		
13	214547020014		Company website diagram	1		

04 Labels and Decals-2 (214546047002)



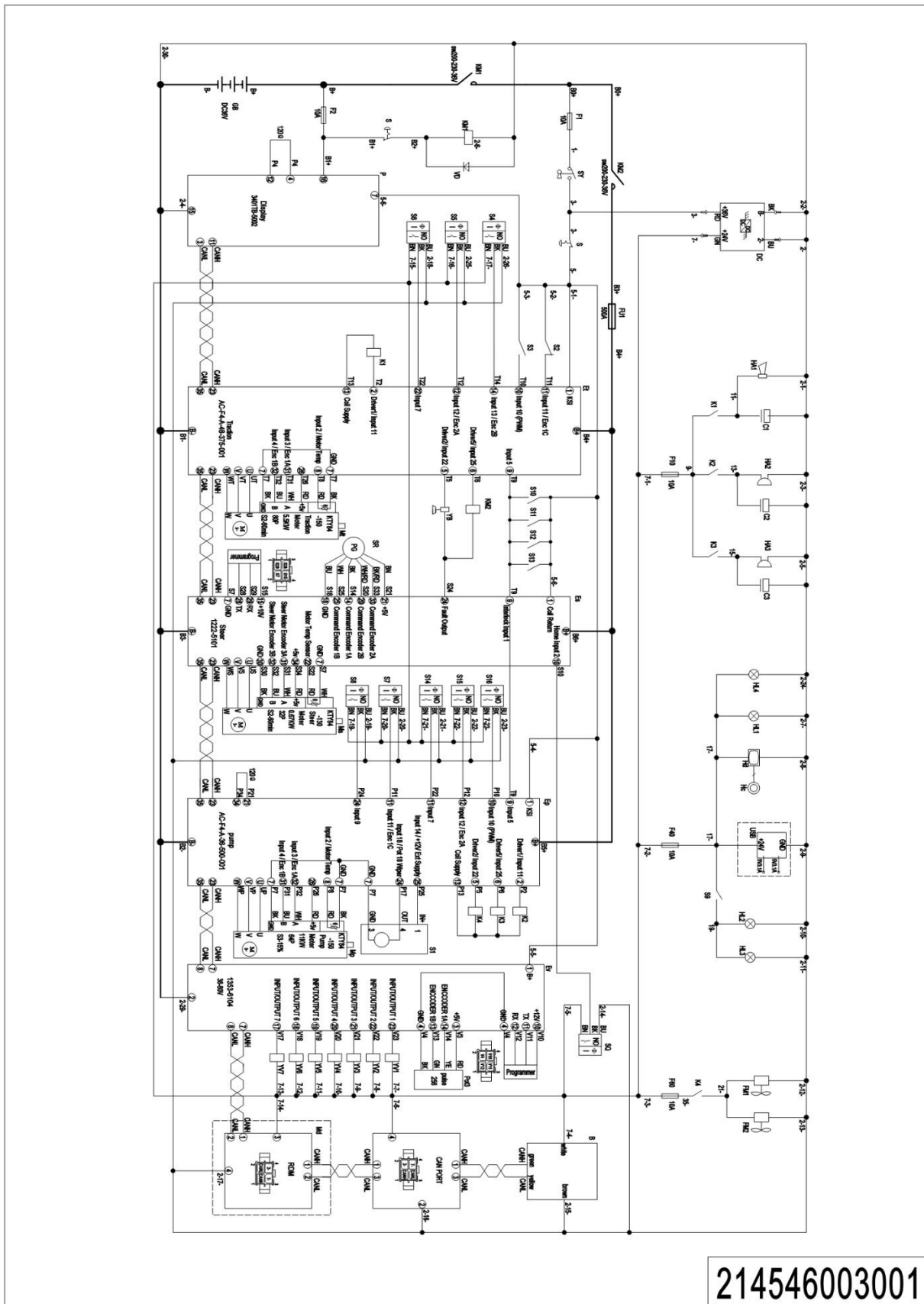
1=package supply; 2=restrict supply; 3=phasing-out supply; 4=supply as assembly; 5=check other tables.

03 Labels and Decals-2 (214546047002)

No.	Item Code	Mark	Item Description	Qty.	Substitute	Note
1	214547020002		Label	1		
2	214547020003		Label	1		
3	214547020004		Label	1		
4	214547020005		Label	1		
5	214547020015		Label	1		
6	214547020016		Label	1		
7	214547020007		Label	1		
8	214547520001		Residual Capacity Diagram	1		Chinese
9	214547520002		Residual Capacity Diagram	1		English
10	214547020017		Label	1		
11	214547020018		Label, Lubrication	1		
12	214547520000		Identification Plate	1		
13	214547020020		Label	1		
14	214547020022		Label	1		
15	214547020023		Label	1		

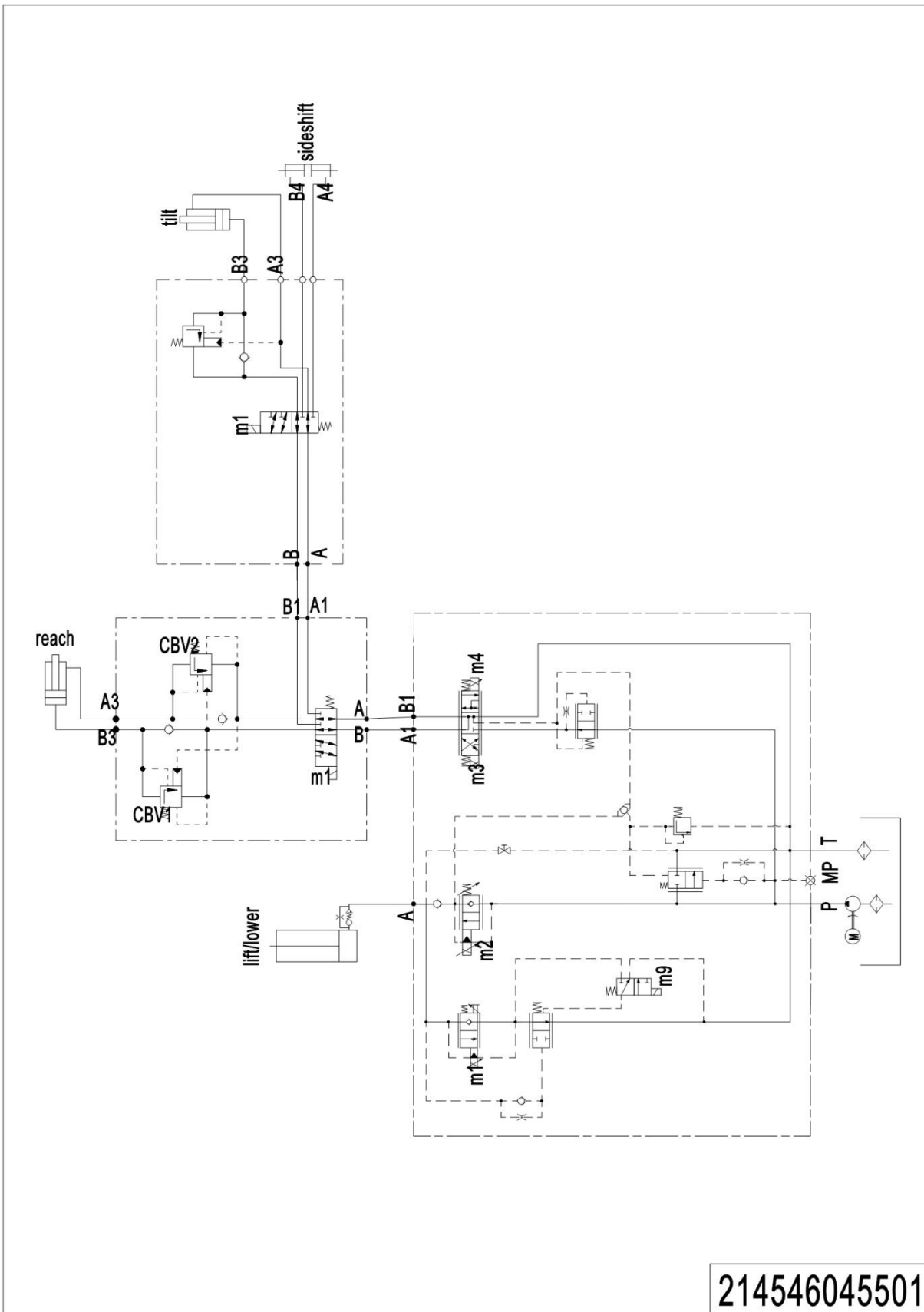
Appendix

01 Electrical Diagram F4A (214546003001)



1=package supply; 2=restrict supply; 3=phasing-out supply; 4=supply as assembly; 5=check other tables.

02 Hydraulic Diagram (214546045501)



214546045501

03 Consumable Parts List

No.	Item Code	Item Description	Qty.	Chapter/ Section/ Number
1	910700600024	Bearing	1	Chapter 1 /01 /20
2	910700600039	Bearing	1	Chapter 1 /01 /22
3	940300400007	WheelΦ343x140	1	Chapter 1 /01 /27
4	940500400002	Bearing	2	Chapter 1 /01 /47
5	910700600016	Bearing	1	Chapter 1 /01 /50
6	910700600017	Bearing	1	Chapter 1 /01 /52
7	910700200032	Bearing	2	Chapter 1 /01 /58
8	940300300056	Wheel Φ207x101	1	Chapter 1 /01 /59
9	910700800001	Bearing	2	Chapter 3 /01 /49.03
10	940500100074	Bushing	2	Chapter 3 /02 /19
11	940200300060	Compound Roller	2	Chapter 4 /01 /18
12	212198510002	Seal Kit	2	Chapter 4 /01 /34.01
13	940200500006	Sprocket Bearing	2	Chapter 4 /02 /5
14	940200300060	Compound Roller	4	Chapter 4 /02 /11
15	212198510003	Seal Kit	1	Chapter 4 /03 /12.01
16	940200300060	Compound Roller	2	Chapter 4 /03 /31
17	910700200019	Bearing	6	Chapter 4 /04 /2
18	910800100124	O-Ring	10	Chapter 4 /04 /28
19	940200300060	Compound Roller	6	Chapter 5 /01 /1
20	940200300055	Compound Roller	2	Chapter 5 /02 /1
21	940500400020	Oilless Bearings	4	Chapter 5 /02 /8
22	940500400019	Oilless Bearing	4	Chapter 5 /02 /23
23	940200100045	Main Roller	2	Chapter 5 /02 /35
24	910700900004	Bearing	4	Chapter 5 /02 /38
25	940500400018	Oilless Bearings	2	Chapter 5 /02 /41
26	940500400031	Oilless Bearings	2	Chapter 5 /03 /1
27	910700200004	Bearing	1	Chapter 6 /01 /14
28	940300300057	Wheel Φ127x74	2	Chapter 6 /02 /7
29	910700200032	Bearing	4	Chapter 6 /02 /8
30	214517020014	Sleeve	1	Chapter 6 /02 /17
31	920100100014	Fuse	1	Chapter 7 /01 /4

32	920100200002	Fuse	5	Chapter 7 /01 /6
----	--------------	------	---	------------------